



Tailored to your life.

YOUTH ROOMS

LIVING ROOMS

BEDROOMS

HALWAYS

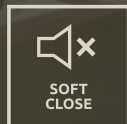
KITCHENS

PREMIUM!



AIR

- Design that breathes -



SOFT
CLOSE



UV
LACQUERING



INNER SURFACES
IN DÉCOR



CARVED
MDF



GLASS
IN DÉCOR



METAL
LEG



METAL
BASE

Breathe in the freshness of home with the Air collection living room. Its modern design, harmoniously combining Pepper White and Furneo Oak wood decor, creates a light and elegant atmosphere. The bright tones and carefully selected details make the space comfortable for everyday living, while glass surfaces in Calacatta Oro marble pattern add a touch of luxury, and anthracite handles and legs provide a subtle contemporary accent.

A STEP FORWARD IN DESIGN

The design innovation of this collection is reflected in the combination of elevated, rounded wood-decor edges and glass surfaces in the Calacatta Oro pattern.

The blend of natural wood warmth and luxurious marble elegance introduces a new dimension of aesthetics, while the rounded edges emphasize the form and give the pieces a distinctive, minimalist character. The glass surfaces further enhance the sense of light, reflection, and visual lightness.

SHOWCASES – HARMONY OF FORM AND FUNCTION

Elegant SHOWCASES with Parsol glass fronts bring a contemporary and refined look to any space. The subtly tinted Parsol glass offers a discreet view of the interior while adding a touch of elegance, complemented by the glass shelves. Anthracite-colored handles emphasize the modern character of the pieces, perfectly fitting minimalist, industrial, or urban interiors. Integrated LED lighting subtly highlights the furniture's lines and carefully chosen details. The even illumination creates a pleasant atmosphere and adds a special touch, turning the display cabinet into a striking visual focal point of the room.

COMMODOE – PRACTICALITY WITH STYLE

A carefully chosen commode can completely transform the look of a space. Air commode offer the perfect balance of modern design and natural warmth through the combination of Pepper White and Furneo Oak wood decor, creating a harmonious and light atmosphere. The interiors of the drawers are enriched with a textile-inspired decor, with special attention to details. Available in multiple sizes to suit different spaces and needs, anthracite handles and legs complete the elegant look, while sturdy construction ensures durability and stability.



NEW!



HANGING SHELF – THE ESSENCE OF STYLE AND FUNCTIONALITY

Designed to match the collection's style, the wall-mounted shelf retains its elegant, modern character. The divider helps organize decorative items while highlighting the space's contemporary look.

TV STAND – THE FOUNDATION OF ANY SPACE

Modern and functional, the TV unit from the Air collection adds lightness and harmony to the living room. The Pepper White and Furneo Oak combination creates an airy, pleasant atmosphere, while the glass surface adds a touch of luxury. Anthracite handles and legs complete the elegant design. Available in two sizes, with a sturdy metal frame for long-lasting durability.



COFFEE TABLE – SMALL DETAIL, BIG IMPACT

Rounded, practical, and perfectly integrated into the space.

This coffee table brings a perfect harmony of form and function to any living room. As a central and elegant element, it is designed to combine aesthetics with practicality. Its design and carefully selected materials create a pleasant balance, while sturdy construction and optimal dimensions allow for everyday, worry-free use. The coffee table comes in Pepper White, with the interior of the drawer finished in a sophisticated textile-inspired decor.

What makes this model particularly appealing are its rounded edges, carefully shaped to soften the space and emphasize the contemporary, stylish character of the interior.

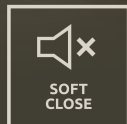


PREMIUM!



AIR

- Design that breathes -



SOFT
CLOSE



UV
LACQUERING



INNER SURFACES
IN DECOR



CARVED
MDF



GLASS
IN DECOR



METAL
LEG



METAL
BASE

Jela Jagodina presents a new bedroom from the AIR collection.

The collection is designed to give the space a sense of airiness and simple elegance. The focus of the overall design lies in its distinctive rounded shapes and the pronounced softness of its lines. Every element, from the smallest detail to the dominant surfaces, is crafted to follow the same gently curved aesthetic. These curves give the collection warmth, lightness, and a contemporary character, creating a visual identity that is at once modern, calming, and elegant.

SIMPLE TOUCH, PLEASANT AMBIENCE

The AIR bedroom brings a sense of lightness through a carefully designed combination of tones and functional details. Slim, highlighted side panels in wood decor give each piece a distinctive visual signature. Their understated profile adds a touch of elegance and keeps the form clean, while the wood texture introduces natural warmth and subtle dynamism. This discreet yet striking detail further emphasizes the lines of each piece, making them recognizable and prominent within the space. The focus is on both visual and practical comfort, with a design that easily integrates into various interiors. The fronts are crafted using modern technology and coated on both sides with UV soft matte lacquer. The lacquering process is carried out on advanced, highly automated machines specifically designed for this type of surface treatment, ensuring lasting quality, exceptional durability, and a flawlessly elegant appearance for each element.



NEW!



SMALL PIECE OF FURNITURE, BIG DOSE OF STYLE

The AIR collection nightstands feature Pepper White fronts combined with Furneo Oak decor on the highlighted side panels, along with a fabric finish inside the elements. They are practical for storing small essentials beside the bed and come with two drawers. A special detail is found on the surface — glass in the Calacatta Oro marble pattern.

Their compact design takes up minimal space, making them ideal for smaller rooms. The drawers are equipped with a soft-close mechanism for quiet closing.



SPACE FOR RELAXATION AND QUALITY SLEEP

The bed perfectly reflects the character of the entire collection — gently rounded, soft in form, and visually calming. Its curved shape offers comfort at first sight, while the headboard creates an inviting atmosphere for relaxation. This model not only aesthetically completes the collection but also brings harmony to the space.

Available in two sizes, suitable for mattresses 160x200 cm and 180x200 cm, it adapts to both the room layout and user habits. The upholstered headboard is made of high-quality, pleasant material, providing comfort during use. Gently rounded edges enhance the soft appearance. The bed includes a lift mechanism with Latoflex slats, which, in addition to providing stability, enhances sleeping comfort. The interior of the spacious storage compartment features a fabric finish.



PREMIUM!



GALET

- The power of style -

Jela Jagodina proudly presents the living room from its premium furniture segment – GALET.

The Galet living room introduces a series of design innovations. Its shapes and soft lines are a true refreshment, bringing a unique character to any interior. The combination of gold details in Neon Gold finish, Furneo Oak wood decor, and matte white color is intended for those who seek a sense of calm in their home. High-quality finishing not only enhances the visual impression but also protects surfaces from everyday use and makes maintenance easier.

DESIGN IN THE SERVICE OF EVERYDAY LIFE

The Galet collection marks a bold step forward in design. It is defined by soft lines and gentle curves that visually express its refined elegance.

The sideboard is available in matte white and, for the first time, features an interior in Furneo Oak decor. Gold handles, high legs, and sophisticated curves give it an elegant look, while the soft-close mechanism ensures quiet drawer and door closure. The mixture of form and function elevates the entire interior. With three drawers and two doors, the sideboard offers practical and easy storage for everyday use.

The mirror is designed to match the rest of the collection and features integrated LED lighting that enhances its luxurious character. Positioned above the sideboard, it creates a perfectly coordinated set, visually expands the space, and brings more light into the room.



NEW!



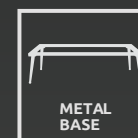

BALANCE OF FUNCTIONALITY AND AESTHETICS

The Galet display cabinet is a true example of thoughtful design. It features brown Parsol glass and glass shelves accentuated by LED lighting. A notable feature is the hidden shelves inside the doors, providing additional storage space. The interior is enriched with Furneo Oak decor, creating a contrast to the exterior. The soft-close mechanism and well-arranged shelves make the cabinet as functional as it is aesthetically appealing.

The Galet TV stand combines functionality with aesthetics. Its flat surfaces and curved fronts in white easily fit into contemporary interiors, while gold details emphasize a touch of luxury. High legs simplify maintenance. The metal frame provides added stability and prevents bending or wear. With two drawers and a cabinet section, it offers spacious storage. The body is in Furneo Oak decor, while the interior of the drawers features textile decor.

Simple yet highly effective – the wall shelf with integrated LED backlighting provides ambient light and perfectly completes the space. Intended for decoration, books, or small items, it is both functional and decorative.

With its light form and high gold legs, the coffee table creates a sense of airiness and ease. It serves perfectly as the central element of the living room—unobtrusive, yet elegant and refined.



PREMIUM!



RONDO

- Power of rounded contours -

The RONDO collection represents a perfect match of high-end aesthetics and functionality, designed to transform your bedroom into a space of elegance and comfort. It is specific for being relief details and unique handles with a leather effect.

AESTHETICS AND FUNCTIONALITY

The nightstands are available with one or two drawers, equipped with a soft-close mechanism for smooth and silent closing. They come in a sophisticated Cashmere color, featuring double-layered bottoms, tops, and side panels. Handles, made of metal with a leather effect in a Midnight Copper finish, along with sleek metal legs, add a touch of luxury.

Commode, with three drawers and two doors, is enhanced with an interior lined in textile decor, while the soft-close mechanism ensures superior practicality. It features a double-layered top and side panels, elegant handles, metal legs, and frame for additional stability.

Wardrobes in the RONDO collection, available in a Cashmere color, come in various sizes to fit any space:

Wardrobes with solid doors adorned with rounded relief details are available with or without interior lighting.

Wardrobes with aluminum frames and Parsol Brown glass – combined with interior lighting, contribute to a luxurious appearance.

Wardrobes with mirrors are available with or without interior lighting.



NEW!



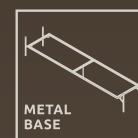
A TRANQUIL OASIS

The bed from the RONDO collection stands out with carefully crafted details and exceptional comfort. Its signature headboard, featuring a combination of Cashmere color and relief motifs, adds an elegant visual accent to your bedroom. Designed to perfectly match other elements of the RONDO collection, this bed creates a true sanctuary of style.

Functionality is further enhanced by a system with slatted bed bases, providing stable support and optimal sleeping comfort. A practical storage box is ideal for bedding and other essentials, while integrated LED lighting in the headboard enhances the ambiance and warmth of your home.

The RONDO collection combines contemporary design with practical solutions, offering a wide selection of elements tailored to different needs. Rounded relief details serve as distinctive visual accents, giving the furniture a unique character, while carefully selected materials ensure durability and stability. The design is crafted to create a sense of spaciousness and elegance, with functionality that suits modern lifestyles.

Thanks to its innovative solutions and refined aesthetics, the RONDO collection exceeds expectations, making your space comfortable and adaptable to everyday needs.



PREMIUM!



Opera

- Art of modern concept of living -



Jela Jagodina proudly presents the kitchen from the exclusive Opera collection. In addition to the hallway, bedroom, and living room, this collection now includes a kitchen program, making your home a complete and harmonious living space.

AESTHETIC EXPERIENCE

The Opera Kitchen is designed to bring warmth and elegance to any space. Its sophisticated look, calm form, and warm matte Cashmere shade enhance not only various interiors but also every moment spent in the kitchen, creating the perfect balance between aesthetics and functionality.

ADAPTABILITY

The fronts of the Opera collection are enriched with profiled MDF moldings that create a frame effect, adding refinement to every detail. In addition to its aesthetic function, this frame also makes the fronts more durable and resistant to deformation. UV lacquer technology with a soft matte effect ensures longevity, easy maintenance, and a flawless visual impression.

PERFECT BALANCE

The Opera Kitchen brings a series of innovations. The new elements come in various dimensions, allowing flexibility in planning and adapting to any space. The selection of elements offers great combination possibilities, ensuring that Opera fits perfectly into every corner of your kitchen—whether it's a small urban space or a spacious family home.

NEW!



INNOVATIONS IN DESIGN

Every activity in this kitchen becomes a true pleasure thanks to its thoughtfully designed layout and top-tier functionality.

For the first time in our collection, we present glass display cabinets for kitchens—a functional and aesthetically appealing addition. They are available in two widths, 40 cm and 80 cm, and in two heights, 219cm and 238cm, with frames in champagne and anthracite finishes. The interior of the elements can be customized in Pacific Walnut, Furneo Oak or Textile finishes.

A key innovation in the Opera Kitchen is the exceptionally thin aluminum frame, which will also be available in other kitchen programs. The glass fronts, made of gray Parsol glass, are framed with aluminum profiles available in anthracite and champagne colors. Drawers and doors are equipped with soft-close mechanisms, ensuring smooth and quiet closing for added comfort in everyday use. In addition to a wide range of handles, we introduce two new models that seamlessly complement the modern design of this kitchen. These anthracite-colored handles feature a minimalist design and practical usability for daily use.

Opera is much more than just a kitchen—it is a fusion of modern design, innovative solutions, and superior craftsmanship that will make your home truly functional. With the Opera Kitchen by Jela, every moment spent in it will become special.



PREMIUM!



RONDO

-The Power of Rounded Contours-

Jela Jagodina proudly presents its new living room from the premium furniture segment – RONDO. The RONDO collection brings a refreshing approach to interior design, with carefully selected materials and contemporary lines.

AESTHETIC EXPERIENCE

Rondo is a collection that brings dynamism and true freshness to any space. The inspirational design allows for furnishing various types of spaces, whether they are modern interiors or those with rustic charm. The Rondo living room provides the perfect balance between aesthetics and functionality, allowing every ambient to shine in its full glory.

ADAPTABILITY

One of the key advantages of this collection is its adaptability. Rondo brings new textures, tones, and decors. The materials are carefully selected to provide a high level of quality. The relief details and unique handles create a distinctive visual effect that captivates at first sight.

PERFECT BALANCE

The Rondo living room, in a sophisticated Cashmere color with a soft matte finish, combined with the warmth of Tobacco Oak wood decor, offers the perfect blend of elegance and natural aesthetics. This color combination creates a harmonious ambient that fits various styles, providing the ideal backdrop for relaxation and enjoyment in everyday moments.



NEW!



INNOVATIONS IN DESIGN

For the first time in our collection, Rondo features a slim ceiling panel with a thickness of just 12 mm, adding an extra touch of refinement to any ambient. Additionally, an aluminum profile is provided along the entire front of the display cabinets, serving as a handle.

With a wide selection of elements, each piece is designed for maximum functionality. Carefully chosen details add a touch of warmth and luxury, from hidden drawers in showcases with Tobacco oak decor to interiors in textile decor. Slim, tall legs in the new Midnight Copper color add a modern touch to each piece. The metal frame is the foundation of all elements. Its role is to provide stability, as well as durability, because it prevents banding due to everyday use. The improved design has eliminated the need for a fifth leg. Innovative handles contribute to a modern look, while integrated LED lighting creates a pleasant atmosphere in a unique way. Special attention is drawn to the pronounced relief details, which further emphasize the form. In addition, the soft-close mechanism enables quiet and controlled closing, providing not only aesthetics but also maximum functionality.



PREMIUM!

SOFFY

- Dynamic of rounded lines -

Jela Jagodina proudly presents its new exclusive collection - Soffy, which brings a fresh perspective to the world of interiors. This collection brings a unique combination of rounded design forms and the latest technologies, creating furniture pieces that are not only functional but also artistically expressive.



REVOLUTIONARY PROCESSING TECHNOLOGY

The Soffy collection uses innovative finishing technology that gives surfaces unparalleled smoothness and a sophisticated appearance. Modern materials and new technology ensure durability, resistance, and effortless maintenance. A significant advancement is the metal bases on the pieces, which provide additional stability, strength, and durability.

PERFECT HARMONY OF LIGHT AND FORM

The Soffy collection's main characteristic is its rounded details. The curved sides, rounded top, and metal legs' form are harmoniously integrated into every element. This collection features integrated LED lighting in addition to its rounded shapes. This discreet yet effective lighting not only highlights the elegant lines of the furniture but also enhances textures and details. The warm light color in the glass elements and on the shelf creates a pleasant and intimate atmosphere in your living room.

ELEGANCE IN EVERY DETAIL

The collection features the colour PEPPER WHITE with a soft-touch effect, complemented by a new wood decor in our offering, Melinga grey. The metal handles in a sophisticated Anthracite color bring a touch of modern industrial charm. The Soffy collection also introduces a completely new design of aluminium frames with glass fronts made of black tempered Parsol glass.

FUNCTIONALITY

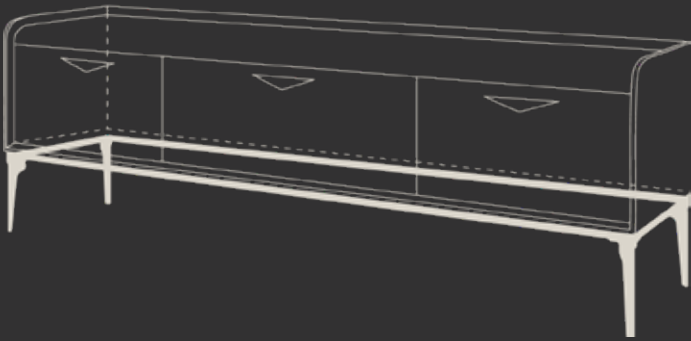
The soft-close mechanism and hidden sliders on the drawers ensure quiet, controlled closing while minimizing the risk of damage and wear.

NEW!



CONSTRUCTIVE SOLUTION FOR WORLD PREMIUM COLLECTIONS

The metal base is the foundation of all the elements. Its role is to provide stability as well as the durability of the elements preventing sagging from everyday use. With the improved design, the use of a fifth leg has been avoided. By adding tall and slender legs, an impression of lightness and airiness has been achieved.





OPERA

- The Art of Modern Living Concepts -

The company Jela is pleased to present yet another exclusive collection, inspired by elegant and sophisticated design.

When creating each new collection, we consider a wide range of possibilities to equip your entire home. However, the warm color and calm form of the OPERA collection will also enhance the various ambiances of the home you already live in. In addition to design and aesthetics, we paid special attention to quality, functionality, modularity, and easy adaptability to any space.

LIVING ROOM OPERA

The living room is a place for gathering, socializing, or relaxing. By choosing to furnish your living space with pieces from the Opera collection, you are sure to create a favorite spot in your home.

The variety of elements and harmonious aesthetic details will contribute to giving your living room a unique character. Express your creativity and bring dynamism to the creation of configurations that will suit your living needs. Several TV stands, Showcases, Commodes, hanging shelves, and wall units of different widths, with solid doors or aluminium door with parsol glass, provide ample opportunities for a wide range of combinations. A special aesthetic detail in the new Opera collection includes decorative Showcases and wall units with tempered brown parsol glass in aluminum frames, toned to match the cashmere color. Warm lighting inside the elements adds a distinctive design touch to this collection, and the inner drawers are a new feature in the elements from our production.

HALLWAY OPERA

The selection of shoe cabinets and other hallway elements in the Opera collection is diverse, with different heights, featuring one or two doors with mirrors, or double doors with two drawers. The wide range of elements allows you to combine and utilize the space for storing clothes and shoes in the best possible way, while the aesthetic solution of the Opera collection creates a perfect and impactful entrance to your home.

The collection comes in a soft cashmere color, lacquered with UV soft mat lacquer, while the interior elements feature a textile decor that perfectly complements the cashmere tone.

The refined soft mat effect includes five layers of lacquer, ensuring greater color durability and high resistance to physical damage. The fronts of the Opera collection are adorned with decorative profiled MDF frames. The handles, in Cortado Brown mat finish, with their warm tone and slightly curved form, emphasize the overall look of the collection. A large number of elements allow for the creation of different configurations, while the design highlights the flexibility of this collection. Furnish your hallway, living room, or bedroom.



NEW!



BEDROOM OPERA

When designing the bedroom, we strived to meet all the demands of modern living, with a focus on comfort, functionality, and aesthetics.

We maintained the concept of modularity, offering a wide range of basic wardrobes in various dimensions, along with additional wardrobes, allowing customers to create a desired combination tailored to their space. In addition to the standard offering of mirrored doors, we are introducing wardrobes with fronts made of tempered parsol glass in aluminum frames for the first time. The illuminated brown glass fronts on the wardrobes create a special atmosphere and an exceptional aesthetic effect. Lighting is an integral part of these wardrobes, serving not only an aesthetic role but also being highly practical and functional in use.

The standard equipment for these wardrobes includes shelves and a ceiling with integrated lighting. Additionally, there are optional lighted compartments that can be installed within wardrobes with solid doors.

The carefully designed bed is upholstered with a pleasant Alcantara material combined with artificial leather. Alcantara is an extremely popular material due to its superior characteristics compared to leather, offering a better feel, cooling in the summer, and warmth in the winter. This combination will make your bedroom a cozy and comfortable place designed for rest. The bed, available in two widths, 160 and 180 cm, is both comfortable and practical. It features a lift-up mechanism with slats and a storage box for bedding and other items.



ONE COLLECTION FOR ENTIRE HOME

ALL ROOM CONCEPT



Youth rooms

Is the existing offer of furniture not interesting enough for you?

Restricted by its dimensions, style and difficult to combine with pieces you already own?

Do you dream of furniture made exactly according to your needs and that you choose the color, decor and style? Do you want furniture that is modern, easy to combine, and at the same time durable and high-quality? Then the All Room Concept is the right solution for you.

All Room Concept offers you the possibility to design the desired piece of furniture yourself. Choose vertical elements, hanging shelves, dressers or a bed, and then the fronts (drawers and wings), as well as the handles and their arrangement. In this way, you will create a unique solution, exactly as you imagined - according to your own measure and desire.

In fact, the All room concept represents a collection designed to meet the needs of the entire home. Each of these pieces can find a place in any room of your home. Thus, a piece intended for the living room can easily be adapted to another room. All room concept was created in response to the recognized need to create an economical, ecologically sustainable, compact and functional home.

But also for the library, ambulance, kindergarten, an office, a tastefully furnished beauty salon...The possibilities are endless.

Living rooms





Teenage rooms



Hallways



Bedrooms



ANTI SCRATCH
UV LACQUER
MAT SURFACE

BOTH SIDE PAINTED MDF FRONTS

Opera, painted with soft mat uv lacquer, represents a perfect and striking entrance to your home.



OPERA NEW!

STYLE AND FUNCTIONALITY IN PERFECT BALANCE

If you want to make a special impression on everyone who enters your home, then the OPERA hallway is the perfect choice. With its striking style and sophisticated soft cashmere tones, the Opera collection brings timeless elegance.

- HALLWAY
- BEDROOM
- LIVING ROOM

Handle decor	Corpus/Front decor
Cortado brown mat	92 Cashmere mat lacquer



SOFT CLOSE



CARVED MDF

25mm
CORPUS THICKNESS



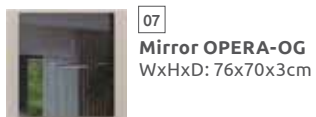
PARSOL GLASS



LED LIGHTING



ADJUSTABLE FEET



Mirror OPERA-OG
WxHxD: 76x70x3cm

OPERA OG includes Power supply LN-18W



Mirror OPERA-OGP
WxHxD: 76x89x17cm

OPERA OGP includes Power supply LN-6W



Coat rack OPERA-CLK46
WxHxD: 46x100x17cm



Coat rack OPERA-CLK76
WxHxD: 76x100x17cm

The price of the units includes the specified model of the handle

CORTADO HANDLE
in brown mat color



Shoe cabinet OPERA-CPL22
WxHxD: 76x117x36cm



Shoe cabinet OPERA-CPL21
WxHxD: 76x101x36cm



Storage bench OPERA-K1
WxHxD: 46x53x36cm



Storage bench OPERA-K2
WxHxD: 76x53x36cm



Additional shelf OPERA-F
WxHxD: 72x1,8x32cm



Combine elements according to the dimensions of your space.



Let your hallway convey an impression of impeccable style.



**Hallway cupboard
OPERA-V1**
WxHxD: 46x194x36cm



**Hallway cupboard
OPERA-V2OG**
WxHxD: 76x194x36cm



**Hallway cupboard
OPERA-V42**
WxHxD: 76x194x36cm

**MODULAR ELEMENTS OF
THE OPERA COLLECTION
ALLOW YOU TO DESIGN YOUR
HALLWAY TO YOUR EXACT
SPECIFICATIONS.**

The wide selection of diverse elements enables you to optimize and utilize the space for storing clothes and shoes, while the aesthetic solution of the Opera collection creates a perfect and impactful entrance to your home.



UV LACQUER
ANTI SCRATCH
HIGH GLOSS 99,7%

Modern, reduced and functional Piano hallway in crystal white HG lacquer color

- SOFT CLOSE
- UV LACQUERING
- Up to **25** mm CORPUS THICKNESS
- CHROME HANDLE
- LED LIGHTING
- ADJUSTABLE FEET

PIANO

MINIMALISM & EASY FITTING

With its reduced straight line, asymmetrical wings and chrome handle, the Piano hallway is a true representative of the minimalist style. Furniture in white color is always in trend, and the crystal white color of the Piano collection will give your space an extra note of elegance.

- HALLWAY
- BEDROOM
- LIVING ROOM

Front/Corpus decor

70
Crystal white HG lacquer



Mirror PIANO-OG
WxHxD: 76x70x3cm

ONYX-OG includes LED lighting LN-18W



Mirror PIANO-OGP
WxHxD: 76x89x17cm

ONYX-OG includes LED lighting LN-6W



Coat Rack PIANO-CLK46
WxHxD: 46x100x17cm



Coat Rack PIANO-CLK76
WxHxD: 76x100x17cm

The price of the units includes the specified model of the handle.

PIANO HANDLE



Shoe cabinet PIANO-CPL22
WxHxD: 76x117x36cm



Shoe cabinet PIANO-CPL21
WxHxD: 76x101x36cm



Storage bench PIANO-K1
WxHxD: 46x53x36cm



Storage bench PIANO-K2
WxHxD: 76x53x36cm



Additional shelf PIANO-F
WxHxD: 72x1,8x32cm



Let your hallway be reduced and modern

WITH MODULAR ELEMENTS OF COLLECTION PIANO DECORATE YOUR HALLWAY AS YOU LIKE

The Piano Collection gives you the opportunity to create the perfect ambience by combining elements at the entrance to your home, but also to make a configuration which will fit into the dimensions of your space.

Combine display cases with one, two or four wings with shoe racks, chests of drawers and mirrors and display yours impeccable minimalist style.



**Hallway cupboard
PIANO-V1**
WxHxD: 46x194x36cm



Combine elements according to the dimensions of your space



**Hallway cupboard
PIANO-V20G**
WxHxD: 76x194x36cm



Perfect combination of elements will provide enough space for all accessories



**Hallway cupboard
PIANO-V42**
WxHxD: 76x194x36cm



UV LACQUER

ANTI SCRATCH

HIGH GLOSS 99,7%

MDF

DRAWER FRONTS

Gala hallway lacquered with UV lacquer in beige color and Pacific Walnut wood décor



Drawer fronts made of profiled 3D MDF



Chrome handle with application in wood décor

GALA

TENDERNESS, ELEGANCE AND SOPHISTICATION

Let the entrance to your home leave an impression of warmth and tenderness. The combination of beige color and Pacific walnut wood décor will make your hallway elegant and attractive. The modular elements of the Gala collection give you the opportunity to configure the elements according to your space.

- HALLWAY
- LIVING ROOM
- BEDROOM

Corpus décor	Front décor
48	71
Pacific Walnut	Beige HG lacquer



05
Hallway cupboard GALA-V52
WxHxD: 114x192x36cm



01
Mirror GALA-OG
WxHxD: 70x76x2cm



03
Shoe cabinet GALA-CPL21
WxHxD: 78x99x36cm



02
Coat rack GALA-CLK
WxHxD: 70x128x22cm



04
Storage bench GALA-K1
WxHxD: 70x48x36cm

The price of the units includes the specified model of the handle.



Additional shelf GALA-F
WxHxD: 72x1,8x32cm



Create perfect hallway with modular elements

WITH MODULAR ELEMENTS OF COLLECTION GALA USE YOUR SPACE MAXIMUM

Combine various hallway cupboards with shoe cabinet, storage bench, coat rack and mirror, make an ideal space at the entrance to your home.



Hallway cupboard GALA-V1
WxHxD: 41x192x36cm



Plenty space for your clothes and shoes



Hallway cupboard GALA-V2
WxHxD: 78x192x36cm



High level of elegance at the entrance of your home



Hallway cupboard GALA-V42
WxHxD: 78x192x36cm



UV LACQUER
ANTI SCRATCH
MAT SURFACE

BOTH SIDE PAINTED
MDF
FRONTS

Tara hallway lacquered with UV lacquer in graphite gray and Pacific Walnut wood décor



Drawer corpus in textile décor



Handles and hooks in the color of old gold

TARA

LUXURY AT THE ENTRANCE TO YOUR HOME

High-quality production, selected materials, UV varnish technology and a design that never goes out of fashion, guarantee luxury, durability, elegance and functionality of hallway from collection Tara.

- HALLWAY
- BEDROOM
- LIVING ROOM
- KITCHEN

Front/Corpus décor

38 Graph. mat lac.	Pacific Walnut	82 White mat lac.	Pacific Walnut
45 Graphite mat lacquer		31 White mat lacquer	



01
Hallway cupboard TARA-V1
WxHxD: 65x193x38cm



02
Coat rack TARA-CLK
WxHxD: 65x115x13cm



03
Shoe cabinet TARA-CPL21
WxHxD: 86x102x38cm



04
Mirror TARA-OG
WxHxD: 84x79x13cm



05
Storage bench TARA-K1
WxHxD: 65x51x38cm



Authentic, refined and luxurious



Decorative columns for a higher level of elegance

* The price of the units includes the specified model of the handle.



HANDLE R30



Additional shelf TARA-F
WxHxD: 56x1,8x32cm



Introduce luxury and timeless style into your space



Stela hallway with the high-gloss white UV lacquered fronts and the corpus units in Tobacco Oak wood décor



Attractive details in a modern hallway



Perfect combination of white color and Tobacco Oak décor

STELA

FUNCTIONAL AND DECORATIVE

The combination of high-gloss white UV lacquered fronts with attractive details in Tobacco Oak wood décor, providing a true image of a modern home.

- HALLWAY
- BEDROOM
- LIVING ROOM

Corpus décor	Front décor
TH Tobacco Oak	Tobacco Oak TH 70 Crystal white HG lacquer



01
Hallway cupboard STELA-V1
WxHxD: 63x197x36cm



02
Shoe cabinet STELA-CPL1
WxHxD: 63x94x36cm



03
Coat rack STELA-CLK
WxHxD: 59x126x22cm



04
Mirror STELA-OG
WxHxD: 63x81x2cm



Additional Shelf STELA-F
WxHxD: 59x1,6x32cm



05
Storage bench STELA-K1
WxHxD: 63x48x36cm



Onyx hallway lacquered with UV high gloss in Anthracite and Pacific walnut décor

- SOFT CLOSE
- UV LACQUERING
- LED LIGHTING
- INNER SURFACES IN DÉCOR
- CHROME HANDLE

ONYX

MODERN DESIGN ON THE DOORSTEP

Practical and functional elements stand out not only for their quality, but also for their design and elegance.

- HALLWAY
- BEDROOM
- LIVING ROOM

Corpus décor	Front décor
47 Anthracite HG lacquer	Pacific walnut HG lacquer 89
	47 Anthracite HG lacquer



Leave the strong impression on your doorstep



Combine elements to fit your space



01
Hallway cupboard ONYX-V2
WxHxD: 76x191x35cm



02
Shoe cabinet ONYX-CPL21
WxHxD: 76x101x35cm



03
Coat rack ONYX- CLK
WxHxD: 56x109x22cm

* ONYX-OG includes LED lighting LN-18W



04
Mirror ONYX-OG
WxHxD: 76x82x3cm



Additional shelf ONYX-F
WxHxD: 72x1,8x32cm



05
Storage bench ONYX-K1
WxHxD: 56x51x35cm



Azur hallway furniture made of E1 chipboard combining white color and Dark Nebraska Oak décor



Functional showcase for your hallway



Create pleasant and neat space

AZUR

NEW FORM OF FUNCTIONALITY

The timeless style of the Azur hallway furniture makes it easy to combine elements for full functionality. The shoe rack can contain more than 10 pairs of shoes.



SOFT CLOSE

up to 25 mm CORPUS THICKNESS



CHROME HANDLE



ADJUSTABLE FEET

Corpus / Front décor



01
Hallway cupboard
AZUR-V2
WxHxD: 68x189x35cm



02
Coat rack AZUR-CLK
WxHxD: 50x142x27cm



03
Shoe cabinet AZUR-CPL21
WxHxD: 68x98x35cm



04
Mirror AZUR-OG
WxHxD: 68x78x2cm



05
Storage bench AZUR-K1
WxHxD: 50x47x35cm

HANDLE R1



R1/320

R1/160

☑ The price of the units includes the specified model of the handle.



**Additional shelf
AZUR-F**
WxHxD: 65x1,8x32cm



Evergreen hallway made of UV lacquered MDF in the combination of warm color of ivory and Polar Pine wood décor

EVERGREEN

THE BEAUTY THAT NEVER FADES AWAY



SOFT CLOSE



CARVED MDF



UV LACQUERING



METAL HANDLE

A true representative of the classic style. Practical elements in the sophisticated color of ivory bring the tone of comfort into the interior of your home.

HALLWAY
KITCHEN

BEDROOM
LIVING ROOM

Corpus décor

BO
Polar Pine

Front décor

98
Ivory mat lacquer



Everlasting elegance

The front is made of carved MDF painted with water-based UV lacquer with matt effect



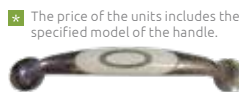
01
Hallway cupboard EG-V2
WxHxD: 78x191x39cm



02
Shoe cabinet EG-CPL21
WxHxD: 79x101x39cm



03
Coat rack EG-CLK
WxHxD: 70x112x13cm



HANDLE R19

✚ The price of the units includes the specified model of the handle.



Additional Shelf EG-F
WxHxD: 65x1,8x32cm



04
Mirror EG-OG76
WxHxD: 77x70x4cm



05
Storage bench EG-K1
WxHxD: 70x45x39cm



CPL

IDEAL FOR
NARROW SPACES

- 16cm deep
- 15+ pairs of shoes
- Additional equipment - mounting mirror



Shoe cabinet CPL-LAK
WxHxD: 67x208x16cm

Front décors

70	71
Crystal white HG lacquer	Beige HG lacquer



Modern, simple and practical

Mirror MO-CPL
WxH: 30x180cm

* Mounting mirror MO-CPL is additional equipment.



Perfect fit for small spaces

NEW!



BOTH SIDE PAINTED MDF FRONTS

ANTI SCRATCH MAT SURFACE
UV LACQUER

The Opera living room is designed for the practical needs of modern living.



Functional commodes with two different widths, three doors, and one or two drawers are a practical storage solution that can be adapted to the dimensions of your space.

OPERA **NEW!**

A MODERN SOLUTION FOR AN ELEGANT AND COMFORTABLE LIVING SPACE.

The variety of elements and harmonious aesthetic details will give your living room a unique character. The Opera living room is conceptually defined by a wide range of elements in different widths and heights, allowing you to express your creativity and add dynamism to creating configurations that meet your living needs. Create a favorite space for gathering, socializing, or relaxing.

- HALLWAY
- LIVING ROOM
- BEDROOM

Handle decor Corpus/Front decor



SOFT CLOSE



CARVED MDF

25mm
CORPUS THICKNESS



PARSOL GLASS



LED LIGHTING



ADJUSTABLE FEET



A coffee table with a drawer, so everything is within reach.



The variety of elements and harmonious aesthetic details will contribute to giving the ambiance in your living room a special character.



Warm lighting inside the elements is a special detail that contributes to creating a carefree and relaxing atmosphere.



Express your creativity and bring dynamism into creating a configuration that will suit your life needs.



Decorative showcases and commodes with tempered Parsol glass give this collection a special design touch.

TV STANDS



Tv stand TV120-1K2F/OP
WxHxD: 120x46x46cm



Tv stand TV150-2K2F/OP
WxHxD: 150x46x46cm



Tv stand TV180-2K2F/OP
WxHxD: 180x46x46cm



Tv stand TV201-2K2F/OP
WxHxD: 201x46x46cm

COMMODOES



Commode K150-3K2F/OP
WxHxD: 150x85x46cm



Commode K150-3K1F/OP
WxHxD: 150x85x46cm



Commode K180-3K2F/OP
WxHxD: 180x85x46cm



Commode K180-3K1F/OP
WxHxD: 180x85x46cm

SHOWCASES



Showcase V90V-2K1AL/OP
WxHxD: 90x193x46cm



Showcase V52-1AL/OP
WxHxD: 52x193x46cm



Showcase V90-2K1AL/OP
WxHxD: 90x123x41cm

WALL UNITS



Wall unit VK30-1K/OP
WxHxD: 30x115x29cm



Wall unit VK30-1AL/OP
WxHxD: 30x115x29cm



Wall unit VK60-1K/OP
WxHxD: 60x57x29cm



Wall unit VK60-1AL/OP
WxHxD: 60x57x29cm

WALL SHELVES



Hanging shelf VP90/OP
WxHxD: 90x30x21cm



Hanging shelf VP120/OP
WxHxD: 120x30x21cm

COFFEE TABLE



Coffee table KLS-1F/OP
WxHxD: 104x36x65cm

HANDLE

The price of the units includes the specified model of the handle

CORTADO HANDLE
in brown mat color

LED LIGHTING



LED lighting is an integral part of the elements. To ensure its operation, you need to purchase the LED power supply LN-18W separately.



The Air living room in an elegant combination of Pepper White and Furneo Oak wood décor

-  SOFT CLOSE
-  UV LACQUERING
-  CARVED MDF
-  INNER SURFACES IN DECOR
-  METAL LEG
-  GLASS IN DECOR
-  METAL BASE

AIR

DESIGN THAT BREATHES

Modern design and natural harmony. This living room radiates lightness and elegance thanks to the perfect combination of Pepper White and Furneo Oak wood décor. Soft lines, light tones, and carefully selected details make the space visually airy, pleasant, and harmonious — perfect for relaxation and everyday living.

- BEDROOM
- LIVING ROOM

Corpus decor	Front decor
60 Pepper white	60
84 Furneo Oak	Pepper white



TV unit with drawers in a textile décor, featuring a glass top in Calacatta Oro décor



Showcase V80-2KS NS2/AI
WxHxD: 82x132x47cm

01  5,4W



Showcase V50-2KS/AI
WxHxD: 50x202x41cm

02  5,4W



TV stand TV175-2K2F/AI
WxHxD: 175x63x47cm

03



Hanging shelf VP140/AI
WxHxD: 140x35x22cm

06



Tv stand TV209-2K2F/AI
WxHxD: 209x63x47cm

04



Wall unit VK-1S/AI
WxHxD: 50x122x30cm

07  2,4W



Cooffe table KLS/AI
WxHxD: 87x36x87cm

05



Elegant blend of Pepper White and warm Furneo Oak, adding sophistication to the living room



Display cabinet with doors in parsol glass and built-in interior lighting



Functional sideboard with plenty of storage space



Commode K13/AI
WxHxD: 136x82x47cm



Commode K23/AI
WxHxD: 175x82x47cm



LN-6W



LN-15W



LN-36W



SW



SPL6

LED lighting is an integral part of the elements. To ensure its operation, you need to purchase the LED power supply LN-15W or LN-36W separately. The operation of the LED power supply requires a switch SW and a splitter SPL6



Galet Living Room – designed for those who want a sense of peace and perfect style in their home.



LED LIGHTING



SOFT CLOSE



PARSOL GLASS



UV LACQUERING



CARVED MDF



WOOD VENEER



METAL LEG



ROUNDED DOORS



METAL BASE

NEW! GALET

THE POWER OF STYLE

The Galet living room introduces a series of design innovations. Its shapes and soft lines are a true refreshment, bringing a unique character to any interior.

LIVING ROOM ✓

Corpus décor
31 White mat lac.
84 Furneo oak

Front décor
31
White mat lacquer



Using special processing technology, we shape natural wood veneer into curved fronts, creating furniture that shows elegance, with no sharp joints or breaks in the structure.



01



5,4W

Showcase V90-2S/GT
WxHxD: 91x179x47cm



02

Commode K158-2K3F/GT
WxHxD: 158x82x47cm



03

TV stand TV158-2K2F/GT
WxHxD: 158x65x47cm



04

Coffee table KLS/GT
WxHxD: 110x42x65cm

ELEGANT HANDLE IN NEON GOLD COLOR

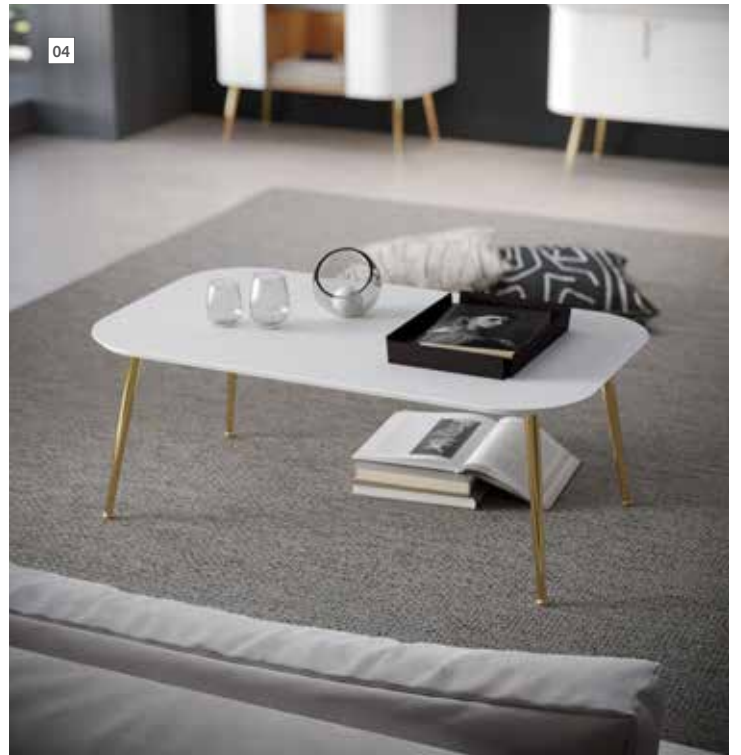




Integrated LED lighting on the glass shelves of the showcase, behind the mirror, and on the hanging shelf further emphasizes the luxurious character.



Gold handles serve as a designer element, seamlessly blending functionality with refined aesthetics.



With its light design and tall golden legs, the coffee table evokes a sense of elegance, airiness, and effortless style.



05
10,8W



06
10,8W



Mirror OG/GT
WxHxD: 127x74x4cm

Hanging shelf VP140/GT
WxHxD: 140x30x24cm

LED lighting is an integral part of the elements. To ensure its operation, you need to purchase the LED power supply **LN-15W** or **LN-36W** separately. The operation of the LED power supply requires a switch **SW** and a splitter **SPL6**



Living room Rondo - a story about modern design, adaptable to any space as well as your needs.

NEW! **RONDO**
THE POWER OF ROUNDED CORNERS

Rondo is a collection that brings dynamism and true freshness to any space. The Rondo living room provides the perfect balance between aesthetics and functionality, allowing every ambient to shine in its full glory.

LIVING ROOM

<ul style="list-style-type: none"> INTEGRATED LED LIGHTING SOFT CLOSE PARISOL GLASS UV LACQUERING CARVED MDF METAL LEG INNER SURFACES IN DÉCOR METAL BASE 	<table border="1"> <tr> <td>Corpus decor</td> <td>Front decor</td> </tr> <tr> <td>Kashmir mat lacquer 92</td> <td>92</td> </tr> <tr> <td>TO Tobacco oak</td> <td>Kashmir mat lacquer</td> </tr> </table>	Corpus decor	Front decor	Kashmir mat lacquer 92	92	TO Tobacco oak	Kashmir mat lacquer
Corpus decor	Front decor						
Kashmir mat lacquer 92	92						
TO Tobacco oak	Kashmir mat lacquer						



Rounded relief moldings that further emphasize the details



Showcase V2-KS/RO
WxHxD: 94x180x41cm



Commode K180-4K/RO
WxHxD: 180x90x47cm




TV stand TV180-4K/RO
WxHxD: 180x60x47cm



Coffee table KLS/RO
WxHxD: 110x43x65cm

ELEGANT HANDLE IN MIDNIGHT COPPER COLOR





Thin and high legs in Midnight Copper color as well as innovative handles that contribute to a modern look in combination with cashmere matte color.



Integrated LED lighting creates an atmosphere and illuminates the space in a special way.



Interior in tobacco oak wood decor



Hanging unit VKS/RO
WxHxD: 58x117x30cm



Hanging shelf VP140/RO
WxHxD: 140x37x22cm



LN-6W



LN-15W

LED lighting is an integral part of the elements. To ensure its operation, you need to purchase the LED power supply LN-15W or LN-36W separately.



The living room Soffy features elements that, with their unique design, bring a dynamics to your space

NEW! **SOFFY**
DYNAMIC OF
ROUNDED LINES

The Soffy collection uses innovative finishing technology that gives surfaces unparalleled smoothness and a sophisticated appearance..

LIVING ROOM

- INTEGRATED LED LIGHTING
- SOFT CLOSE
- PARSOL GLASS
- 45°
- UV LACQUERING
- CARVED MDF
- METAL LEG
- INNER SURFACES IN DECOR
- METAL BASE

Corpus/front decor	Wood decor
60	63
Pepper white	Melinga grey



A touch of modern industrial charm



Sophisticated details that contribute to any ambience



Showcase V80-2K/SF
WxHxD: 80x124x43cm



Showcase V80-2AL/SF
WxHxD: 80x124x43cm



Hanging unit VK-1K/SF
WxHxD: 42x127x33cm



Hanging unit VK-1AL/SF
WxHxD: 42x127x33cm



Coffee table KLS/SF
WxHxD: 110x425x65cm



The commode from the Soffy collection represents the perfect balance of functionality and aesthetics



05



Hanging shelf VP140/SF
WxHxD: 140x30x24cm



Integrated LED lighting directly emphasizes the elegant lines of the furniture



06

Commode K167-2K3F/SF
WxHxD: 167x86x50cm



TV Stand TV167-2F/SF
WxHxD: 167x66x50cm



07

TV Stand TV197-3F/SF
WxHxD: 200x66x50cm



LN-15W



SW



LN-36W



SPL6

LED lighting is an integral part of the elements. To ensure its operation, you need to purchase the LED power supply LN-15W or LN-36W separately.

The operation of the LED power supply requires a switch SW and a splitter SPL6



BOTH SIDE
PAINTED
MDF
FRONTS

**ANTI
SCRATCH**
**MAT
SURFACE**
UV LACQUER

Sky45 living room varnished with UV mat varnish in kashmire color with unique combination of tobacco oak decor and parsol glass



The unique design allows most doors to be opened easily, and mechanisms are in place for those that require it.

SKY45

THE HEART OF MODERN LIFE NEEDS

Modern interior design is welcoming the return of pastel tones and warm wood decor to our homes. Sky 45 is a collection that values the art of living and incorporates it into its designs.

✓ LIVING ROOM

Corpus decor	Front decor
Kashmire mat lacquer 92	92
TO Tobacco oak	Kashmire mat lacquer



LED LIGHTING



SOFT CLOSE



45° CONNECTION



UV LACQUERING



INNER SURFACES IN DECOR



ADJUSTABLE FEET



METAL FEET



4,26W



LED lighting is integral part of the elements. It is necessary to purchase additional **LED LN-15W** or **LED LN-06W** power supply for its functioning.



2,4W



Hanging shelf VP116/S45
WxHxD: 116x37x22cm



2,4W



Hanging shelf VP140/S45
WxHxD: 140x37x22cm



Showcase V45-2KS/S45
WxHxD: 45x201x47cm



4,7W



Wall unit VK62-2KS/S45
WxHxD: 62x125x30cm



9,4W



Commode K152-5KS/S45
WxHxD: 152x125x42cm



Commode K150-5K2F/S45
WxHxD: 150x83x47cm



Coffee table KLS-2F/S45
WxHxD: 90x36x90cm



From the showcase and commode, to the composition made for living room.



From the high board and side board to the living room composition, the design breakthrough is achieved by shaping and connecting the sides and fronts of all elements at a 45-degree angle.



TV stand TV90-2F/S45
WxHxD: 90x37x47cm



TV stand TV148-1K2F/S45
WxHxD: 147x37x47cm



TV stand TV176-2K2F/S45
WxHxD: 176x37x47cm



TV stand TV206-2K2F/S45
WxHxD: 206x37x47cm



TV stand TV90N-2F/S45
WxHxD: 90x56x47cm



TV stand TV148N-1K2F/S45
WxHxD: 148x56x47cm



TV stand TV176N-2K2F/S45
WxHxD: 176x56x47cm



TV stand TV206N-2K2F/S45
WxHxD: 206x56x47cm



MDF
APPLICATION

UV LACQUER

ANTI SCRATCH
HIGH GLOSS
99,7%

Gala living room with front lacquered UV varnish in warm beige color and body in wood decor Pacific walnut



Carefully selected details of the luxurious chest of drawers

GALA

DYNAMICS AND ELEGANCE IN THE INTERIOR

The modern design, expressed through a strong geometric form, brings dynamism to the interior, and the elegant combination of Pacific walnut decor, even without color in high gloss, creates the warmth of the ambience.

- HALLWAY
- BEDROOM
- LIVING ROOM

Corpus décor
48
Pacific Walnut

Front décor
71
Beige HG lacquer



LED LIGHTING



SOFT CLOSE



CARVED MDF



UV LACQUERING

up to
25 mm
CORPUS THICKNESS



INNER SURFACES IN DÉCOR



ADJUSTABLE FEET



LED lighting is an integral part of the elements. It is necessary to purchase an additional LED LN-6W power supply for its functioning.



4,2W

Showcase V61-2KS1F/GL
WxHxD: 61x194x41cm



3W

Showcase V96-3KS1F/GL
WxHxD: 96x115x41cm



6W

Commode K172-3KS2F/GL
WxHxD: 172x85x41cm



TV stand TV135-1K2F/GL
WxHxD: 135x48x46cm



TV stand TV161-2K2F/GL
WxHxD: 161x48x46cm



The choice of elements and design details print the story of an elegant ambience



Led lighting and tinted stopsol glass



Functional club table with drawer and partition



Wall unit
VK35-1K/GL
WxHxD: 35x115x30cm



Wall unit
VK35-1KS/GL
WxHxD: 35x115x30cm



Wall unit
VK55-1K/GL
WxHxD: 55x56x30cm



HANDLE GALA

* The price of the units includes the specified model of the handle.



TV stand TV184-2K2F/GL
WxHxD: 184x48x46cm



TV stand TV220-2K4F/GL
WxHxD: 219x48x46cm



Coffee table KLS-1F/GL
WxHxD: 117x47x60cm



Hanging shelf VP135/GL
WxHxD: 135x35x21cm



Hanging shelf VP92/GL
WxHxD: 92x35x21cm



UV LACQUER
ANTI SCRATCH
MAT SURFACE
BOTH SIDE PAINTED
MDF
FRONTS

Tara living room lacquered with UV lacquer in graphite gray and Pacific Walnut wood décor



Modern graphite gray color with soft mat effect



Metal handles in the color of old gold

TARA

FOR FANS OF CLASSICS,
BUT ALSO MODERN DESIGN

A combination of rustic style and modern trends in designing is the reason why you will love rustic in the luxurious ambiance of your living space.

- ✓ HALLWAY
- ✓ BEDROOM
- ✓ LIVING ROOM
- ✓ KITCHEN

Front/Corpus décor

38 Graph. mat lac.	Pacific Walnut	82 White mat lac.	Pacific Walnut
45 Graphite mat lacquer		31 White mat lacquer	



LED LIGHTING



SOFT CLOSE



CARVED MDF



UV LACQUERING



TEMPERED GLASS



INNER SURFACES IN DÉCOR



Commode K13/TA
WxHxD: 138x91x48cm



TV stand TARA-TV1K1F
WxHxD: 151x52x54cm



Coffee table TARA-KLS
WxHxD: 110x40x61cm



Commode TARA-K3K1F
WxHxD: 167x102x48



TV stand TARA-TV2K1F
WxHxD: 177x52x54cm



Mirror TARA-OG125
WxHxD: 125x75x4cm



Tara living room lacquered with UV lacquer in white color and Pacific Walnut wood décor



A collection consistent with a refined and unique style



Created for everlasting trends



01
Showcase TARA-V3K1F
WxHxD: 101x200x48cm



02
Showcase TARA-V2SV
WxHxD: 66x200x48cm



03
Showcase TARA-V2S
WxHxD: 66x132x48cm



LED lighting is an integral part of the elements. It is necessary to purchase an additional LED LN-18W power supply for its functioning.



08
Hanging shelf TARA-VP
WxHxD: 140x5x19cm



Element top made of profiled 3D MDF



UV lacquered Vida living room in high gloss combining Crystal white color with Pacific walnut décor



Stopsol glass - for pleasant atmosphere



Push to open mechanism for doors and drawers opening

VIDA

60'S IN THE FORM OF MODERN DESIGN

Vida living room fascinates with retro soul through a modernly designed collection of simple form and attractive details.

Corpus décor	Front décor
70 Crystal white HG lacquer	Crystal white HG lacquer 70 89 Pacific walnut HG lacquer

-  SOFT CLOSE
-  PUSH TO OPEN
-  STOPSOL GLASS
-  UV LACQUERING
-  HIGH GLOSS



LED lighting is an integral part of the elements. It is necessary to purchase an additional LED LN-18W power supply for its functioning.





Stela living room with high-gloss white UV lacquered fronts and corpus elements in Tobacco Oak wood décor



A unique relief in the Tobacco Oak wood décor Modern design for modern interiors

STELA

SOFT TO THE TOUCH

Perfect surface of high-gloss white fronts, UV lacquered, with unique relief in the Tobacco Oak wood décor and a "push to open" mechanism.

✓ HALLWAY
✓ BEDROOM

✓ LIVING ROOM

Corpus décor	Front décor
TH Tobacco Oak	Tobacco Oak TH 70 Crystal white HG lacquer









LED lighting is an integral part of the elements. It is necessary to purchase an additional LED LN-18W power supply for its functioning.





ANTI SCRATCH
HIGH GLOSS 99,7%
UV LACQUER

Piano living room, UV lacquered in high gloss in warm beige and white color

-  SOFT CLOSE
-  STOPSOL GLASS
-  UV LACQUERING
-  HIGH GLOSS
-  CHROME HANDLE
-  ADJUSTABLE FEET

PIANO

FLEXIBLE AND FUNCTIONAL FURNITURE FOR EVERYDAY LIFE

The wide choice and modularity of the elements simplifies individual planning and provides endless solutions, tailored to your style and living room space.

BEDROOM
LIVING ROOM

Corpus/Front décor

70	71
Crystal white HG lacquer	Beige HG lacquer



Create your own combination



Place for your favourite magazines



High gloss for high level of elegance



A wide selection of elements will make your living room unique.



A coffee table in an elegant UV lacquered beige color.



A functional coffee table with two drawers.



A practical coffee table made up of three parts.

ELEGANCE IN ONE COLOR

Warm beige and always modern white in high gloss and high-quality finishing with UV lacquering interpret the functional needs of a modern home with an original style.



UNIVERSAL SOLUTION FOR ALL PARTS OF YOUR HOME

Piano is a versatile modular system that offers configurations for equipping various rooms in your home: from the hallway, dining room and living room to the study and bedroom of your home.



CAREFULLY SELECTED DETAILS FOR YOUR COMFORT

The Piano program is characterized by refined aesthetic details: chrome handles and feet, stopsol glass and LED ambience lighting.





PRACTICAL AND BEAUTIFUL AMBIENCE OF MODERN GEOMETRICAL FORMS

Universal application of elements according to your needs.



FREEDOM OF THE DESIGN AND BALANCED COMBINATIONS

Clear and simple lines, subtle energy and elegant surfaces create a relaxed atmosphere of your living room.

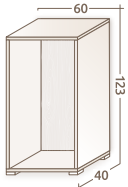


COMFORT IN HANDLING

New soft-close mechanisms enable soft closing of the doors and drawers, providing additional comfort in every-day use.

THE CODES OF THE PIANO LIVING ROOM MODULAR SYSTEM

SHOWCASES



CORPUS
W60CM | H123CM



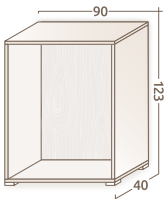
Showcase
V60-1KS1F/PN



Showcase
V60-1KS/PN



Showcase
V60-1KS/PN



CORPUS
W90CM | H123CM



Showcase
V90-2KS1F/PN



Showcase
V90-2KSV/PN



Showcase
V90-2KS/PN



CORPUS
W60CM | H161CM



Showcase
V60V-1KS/PN



CORPUS
W60CM | H193CM

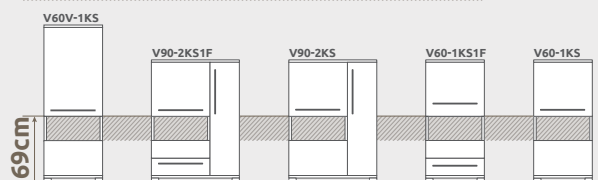
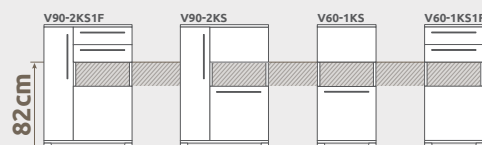
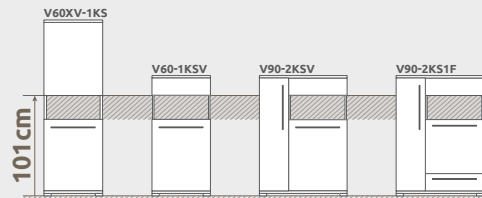


Showcase
V60XV-1KS/PN

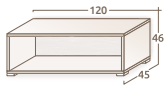
**FIT IN THE SHOWCASES
WITH THREE DIFFERENT
POSITIONS OF THE GLASS
ACCORDING TO OUR
INSTRUCTIONS**

ENJOY CREATING YOUR
LIVING SPACE!

All elements may be sequenced one by one if necessary. The showcases have as many as three different positions of the glass on the doors, to suit your needs and taste.



TV STANDS



CORPUS W120CM




TV stand
TV120-1K2F/PN



CORPUS W135CM



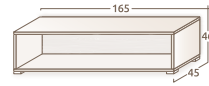
TV stand
TV135-1K2F/PN



CORPUS W150CM



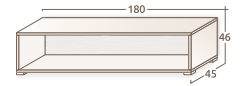
TV stand
TV150-1K2F/PN



CORPUS W165CM



TV stand
TV165-2K2F/PN



CORPUS W180CM



TV stand
TV180-2K2FV/PN



TV stand
TV150-2K2F/PN



TV stand
TV180-2K2F/PN

HANGING SHELVES



Hanging shelf **VP90/PN**
WxHxD: 90x30x21cm

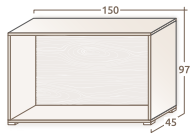


Hanging shelf **VP120/PN**
WxHxD: 120x30x21cm



LED lighting is an integral part of the elements. It is necessary to purchase an additional LED **LN-18W** power supply for its functioning.

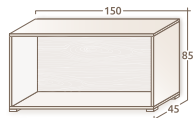
COMMODES



CORPUS
W150CM | H97CM



Commode
K150V-3KS1F/PN



CORPUS
W150CM | H85CM



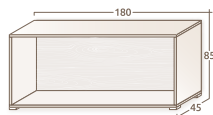
Commode
K150-3K1F/PN



Commode
K150-3KS/PN



Commode
K150-3K2F/PN



CORPUS
W180CM | H85CM



Commode
K180-3K1F/PN



Commode
K180-3KS/PN



Commode
K180-3K2F/PN

WALL UNIT



Wall unit
VK60-1K/PN
WxHxD: 60x57x29cm



Wall unit
VK60-1KS/PN
WxHxD: 60x57x29cm



Wall unit
VK30-1K/PN
WxHxD: 30x115x29cm

COFFEE TABLES



Coffee table **KLS-2F**
WxHxD: 90x36x90cm



Coffee table **KLS-1F**
WxHxD: 104x36x65cm



Coffee table **SET2**
WxHxD: 102x38x67cm



Onyx living room lacquered with UV high gloss in Anthracite and Pacific walnut décor

-  SOFT CLOSE
-  STOP&SOL GLASS
-  UV LACQUERING
-  INNER SURFACES IN DÉCOR

ONYX

WHERE SIMPLE AND MODERN MEET

Create the warmth of a modern home with an elegant combination of units in Anthracite and Pacific walnut décor in high gloss.

- HALLWAY
- BEDROOM
- LIVING ROOM

<p>Corpus décor</p> <div style="border: 1px solid black; padding: 5px; width: 40px; height: 40px; background-color: #333; color: white; text-align: center; line-height: 40px;">47</div> <p>Anthracite HG lacquer</p>	<p>Front décor</p> <div style="border: 1px solid black; padding: 5px; width: 40px; height: 40px; background: linear-gradient(to top right, #333 49%, #8B4513 49% 51%, #8B4513 51%); color: white; text-align: center; line-height: 40px;">85</div> <p>Pacific walnut HG lacquer</p>
---	---



Functional showcase - an indispensable part of the collection



Inner surface in textile décor



LED lighting is an integral part of the elements. It is necessary to purchase an additional LED LN-18W power supply for its functioning.



Commode K170-3KS1F/ON
WxHxD: 167x88x45cm



Coffee table KLS-2F/ON
WxHxD: 90x37x90cm



01 Wall unit VK55-1K/ON
WxHxD: 55x56x29cm



05 Showcase V90-2KS/ON
WxHxD: 92x117x40cm



TV stand TV130-1K1F/ON
WxHxD: 132x46x45cm



02 Wall unit VK55-1KS/ON
WxHxD: 55x56x29cm



Commode K13/ON
WxHxD: 106x88x45cm



TV stand TV150-2F/ON
WxHxD: 152x46x45cm



Hanging shelf VP90/ON
WxHxD: 90x35x21cm



Commode K23/ON
WxHxD: 152x88x45cm



04 TV stand TV180-2K1F/ON
WxHxD: 188x46x45cm



03 Hanging shelf VP128/ON
WxHxD: 128x35x21cm



Wall unit VK30-1KS/ON
WxHxD: 30x140x29cm



Evergreen living room made of MDF in the combination of warm ivory and Polar Pine wood décor

UV LACQUER
ANTI SCRATCH
MAT SURFACE
BOTH SIDE PAINTED
MDF
FRONTS



LED lighting and tempered glass shelves



A space with its own story

EVERGREEN

CLASSIC,
BUT MODERN

We bring a touch of classic elegance to your living room. A retro style with functional elements in soft, neutral ivory décor.



LED LIGHTING



SOFT CLOSE



CARVED MDF




TEMPERED GLASS



UV LACQUERING

Corpus décor



Polar Pine

Front décor



Ivory mat lacquer



01
Showcase EG-V115
WxHxD: 69x201x49 cm



LED lighting is an integral part of the elements. It is necessary to purchase an additional LED LN-18W power supply for its functioning.



02
Commode EG-K215
WxHxD: 101x128x49cm



03
Hanging shelf EG-VP
WxHxD: 100x5x19cm



04
TV stand EG-TV
WxHxD: 159x51x55cm



07
Mirror EG-OG125
WxHxD: 125x75x4cm



05
Commode EG-K32
WxHxD: 159x102x49cm



06
Coffee table EG-KLS
WxHxD: 102x45x65cm



NEW!

02

01

BOTH SIDE
PAINTED
MDF
FRONTS

**ANTI
SCRATCH**
UV LACQUER
**MAT
SURFACE**

The bedroom Rondo, lacquered with UV matte varnish in an elegant cashmere color tone

-  **METALNA NOGA**
-  **TIHO ZATVARANJE**
-  **PARSOL STAKLO**
-  **UV LAKIRANJE**
-  **PROFILISANI MDF**
-  **UNUTRAŠNJUST U DEKORU**
-  **PARSOL STAKLO**
-  **METAL LEG**

NEW! RONDO

PREMIUM KOLEKCIJA SPAVAČIH SOBA

The RONDO collection represents a fusion of top-tier aesthetics and functionality, designed to transform your bedroom into a space of elegance and comfort. It is characterized by rounded relief details and unique handles with a leather effect. Each element of this collection is carefully crafted to meet the highest standards of aesthetics and practicality.

LIVING ROOM
BEDROOM

Decor corpus	Front Decor
92	92
Cashmere mat lacquer	Cashmere mat lacquer



03

A commode with three drawers and two doors, with interior in textile decor.



01
Bed KR160-RO
WxHxD: 201x104x231cm



Bed KR180-RO
WxHxD: 221x104x231cm



03
Commode K23/RO
WxHxD: 180x91x46cm



02
Night stand NS2/RO
WxHxD: 68x61x40cm



Night stand NS1/RO
WxHxD: 68x41x40cm



The bed is carefully designed to perfectly complement the other elements from the RONDO collection, making your bedroom a true sanctuary of style.



Each wardrobe comes with double ceilings and side panels, equipped with soft-close mechanisms, unique metal-leather handles in Midnight Copper color, and lighting in certain models.

WARDROBES THAT MEET YOUR NEEDS

Wardrobes from the RONDO collection in Cashmere color are available in various sizes to perfectly fit any space:

Wardrobes with full doors, featuring rounded relief details, available with or without internal lighting.


Wardrobes with aluminum frames and Parsol brown glass, combined with internal lighting, contribute to a luxurious look.

Wardrobes with mirrors, with the option of internal lighting or without it.


WARDROBES WITH 2 DOORS



Wardrobe P2/RO
WxHxD:
108x225x56cm



Wardrobe P2R/RO
WxHxD:
108x225x56cm



Wardrobe P2-2AL/RO
WxHxD:
108x225x56cm



Wardrobe P2/RO
With basic equipment



Wardrobe P2/RO
Wardrobe P2-2AL/RO
With basic equipment

WARDROBES WITH 3 DOORS



Wardrobe P3/RO
WxHxD:
153x225x56cm



Wardrobe P3R/RO
WxHxD:
153x225x56cm



Wardrobe P3-1OG/RO
WxHxD:
153x225x56cm



Wardrobe P3R-1OG/RO
WxHxD:
153x225x56cm



Wardrobe P3-3AL/RO
WxHxD:
153x225x56cm



Wardrobe P3/RO
Wardrobe P3-1OG/RO
With basic equipment



Wardrobe P3R/RO
Wardrobe P3-1OG/RO
Wardrobe P3-3AL/RO
With basic equipment

WARDROBES WITH 4 DOORS



Wardrobe P4/RO
WxHxD:198x225x56cm



Wardrobe P4R/RO
WxHxD:198x225x56cm



Wardrobe P4-2OG/RO
WxHxD:198x225x56cm



Wardrobe P4R-2OG/RO
WxHxD:198x225x56cm



Wardrobe P4-2AL/RO
WxHxD:198x225x56cm



Wardrobe P4R-2AL/RO
WxHxD:198x225x56cm



Wardrobe P4-4AL/RO
WxHxD:198x225x56cm



Wardrobe P4-2AL/RO

With basic equipment



Wardrobe P4R-2AL/RO

With basic equipment



Wardrobe P4/RO
Wardrobe P4-2OG/RO

With basic equipment



Wardrobe P4-R/RO
Wardrobe P4R-2OG/RO
Wardrobe P4-4AL/RO

With basic equipment

WARDROBES WITH 5 DOORS



Wardrobe P5/RO
WxHxD:243x225x56cm



Wardrobe P5R/RO
WxHxD:243x225x56cm



Wardrobe P5-3AL/RO
WxHxD:243x225x56cm



Wardrobe P5R-3AL/RO
WxHxD:243x225x56cm



Wardrobe P5-5AL/RO
WxHxD:243x225x56cm



Wardrobe P5/RO
Wardrobe P5R/RO

With basic equipment



Wardrobe P5-3AL/RO
Wardrobe P5R-3AL/RO
Wardrobe P5-5AL/RO

With basic equipment

WARDROBES WITH 6 DOORS



Wardrobe P6/RO
WxHxD:288x225x56cm



Wardrobe P6R/RO
WxHxD:288x225x56cm



Wardrobe P6-2OG/RO
WxHxD:288x225x56cm



Wardrobe P6R-2OG/RO
WxHxD:288x225x56cm



Wardrobe P6-2AL/RO
WxHxD:288x225x56cm



Wardrobe P6R-2AL/RO
WxHxD:288x225x56cm



Wardrobe P6-6AL/RO
WxHxD:288x225x56cm



Wardrobe P6/RO
Wardrobe P6R/RO
Wardrobe P6-6AL/RO
With basic equipment



Wardrobe P6-2OG/RO
Wardrobe P6R-2OG/RO
With basic equipment

WARDROBES WITH 7 DOORS



Wardrobe P7/RO
WxHxD: 333x225x56cm



Wardrobe P7R/RO
WxHxD: 333x225x56cm



Wardrobe P7-3AL/RO
WxHxD: 333x225x56cm



Wardrobe P7R-3AL/RO
WxHxD: 333x225x56cm



Wardrobe P7/RO
Wardrobe P7R/RO
With basic equipment



Wardrobe P7-3AL/RO
Wardrobe P7R-3AL/RO
With basic equipment

Example of assembly configuration for a wardrobe with internal lighting.



P5R-5AL/RO
Wardrobe with 5 aluminium doors

+



Sensor SZ

or



Manual switch SW

+



LED supply LN-36W; LN-60W

Additional equipment is required for the operation of the lighting inside the cabinet.



P5R/RO
Wardrobe with 5 full doors

+



Additional shelf F40-TX; F90-TX with LED light

+



SPLITTER SP

+



Sensor SZ

or



Manual switch SW

+



LED supply LN-36W; LN-60W

Additional equipment is required for the operation of the lighting inside the cabinet.

ADDITIONAL EQUIPMENT FOR IMPROVED FUNCTIONALITY

* Additional equipment for wardrobes is available for collection Rondo.



Mounting lifter ML



Built in chest of drawers UF3-TX
WxHxD: 88x57x45cm



Additional shelf F90-TX
WxHxD: 88x1,8x50cm



Additional shelf F90R-TX
WxHxD: 88x1,8x50cm



Additional shelf F45-TX
WxHxD: 43x1,8x50cm



Additional shelf F45R-TX
WxHxD: 43x1,8x50cm

Sensor SZ



Manual switch SW



Splitter SPL6



LED supply LN-36W



LED supply LN-60W





UV LACQUER
ANTI SCRATCH
MAT SURFACE

BOTH SIDE PAINTED
MDF
FRONTS

Air bedroom in an elegant combination of Pepper White and Furneo Oak wood decor



SOFT CLOSE



UV LACQUERING



CARVED MDF



INNER SURFACES IN DECOR



METAL LEG



GLASS IN DECOR



METAL BASE

AIR

DESIGN THAT BREATHES

The collection is designed to give the space a sense of airiness and simple elegance. The elements in Pepper White combined with Furneo Oak wood decor create a refined visual balance. Glass surfaces in the Calacatta Oro marble pattern introduce a touch of luxury, while the Anthracite handles and legs add a subtle dose of contemporary style.

BEDROOM
LIVING ROOM

Corpus decor	Front decor
60 Pepper white	60 Pepper white
84 Furneo Oak	Pepper white



Elegant and refined bed that brings comfort and sophisticated style to any bedroom



01

Bed KR160-AI
WxHxD: 189x92x224cm



Bed KR180-AI
WxHxD: 209x92x224cm



Commode K23/AI
WxHxD: 175x82x47cm



Commode K13/AI
WxHxD: 136x82x47cm



02

Night stand NS2/AI
WxHxD: 58x53x46cm



Commode with one door and three drawers – an elegant solution for a neat and organized interior



Nightstand with two drawers – perfect for bedside storage



Drawers in textile decor – for a touch of style and luxury



Gently rounded bed edges create a softer look



Anthracite-colored handle – a subtle touch of contemporary style

WARDROBES THAT MEET ALL YOUR NEEDS

Finished wardrobes in refined Pepper White offer the perfect combination of elegance, functionality, and modern design. Metal handles add a sophisticated touch, while the interiors, finished in elegant textile décor, provide comfort and a sense of luxury. Rounded edges soften the overall lines, creating a harmonious look for your interior. Models with mirrors are also available, visually enlarging the space and enhancing natural light. Each wardrobe can be customized to suit your needs and match your home décor style.

WARDROBE WITH 2 DOORS



Wardrobe P22/AI
WxHxD:
100x225x56cm



Wardrobe P22-2OG/AI
WxHxD:
100x225x56cm



Wardrobe P22/AI
Wardrobe P22-2OG/AI
With basic equipment



Wardrobe P32/AI
WxHxD:
145x225x56cm



Wardrobe P32-3OG/AI
WxHxD:
145x225x56cm



Wardrobe P32/AI
Wardrobe P32-3OG/AI
With basic equipment

WARDROBE WITH 4 DOORS



Wardrobe P42/AI
WxHxD:
200x225x61cm



Wardrobe P42-2OG/AI
WxHxD:
200x225x61cm



Wardrobe P42/AI
Wardrobe P42-2OG/AI
With basic equipment



Wardrobe P52/AI
WxHxD:
245x225x61cm



Wardrobe P52-3OG/AI
WxHxD:
245x225x61cm



Plakar P52/AI
Plakar P52-3OG/AI
With basic equipment

WARDROBE WITH 6 DOORS



Wardrobe P62/AI
WxHxD:
290x225x61cm



Wardrobe P62-2OG/AI
WxHxD:
290x225x61cm



Wardrobe P62/AI
Wardrobe P62-2OG/AI
With basic equipment



Wardrobe P72/AI
WxHxD:
335x225x61cm



Wardrobe P72-3OG/AI
WxHxD:
335x225x61cm



Wardrobe P72/AI
Wardrobe P72-3OG/AI
With basic equipment

WARDROBE WITH 7 DOORS

ADDITIONAL ACCESSORIES FOR ENHANCED FUNCTIONALITY

* Promotions do not apply to additional accessories.



Mounting lifter ML



Built in chest of drawers UF3-TX
WxHxD: 88x57x45cm



Additional shelf F90-TX
WxHxD: 88x1,8x50cm



Additional shelf F45-TX
WxHxD: 43x1,8x50cm



Opera sliding wardrobes easily fit into spacious environments, as well as small bedroom spaces.



SOFT CLOSE



CARVED MDF

25 mm CORPUS THICKNESS



PARSOL GLASS



LED LIGHTING



ADJUSTABLE FEET

NEW! OPERA

MODULARITY FOR MAXIMUM FUNCTIONALITY AND UNDENIABLE COMFORT.

While designing the bedroom, we aimed to meet all the requirements of modern living, focusing on comfort, functionality, and aesthetics. We maintained a modular concept, offering a wide range of basic wardrobes in various sizes and additional wardrobes.

- HALLWAYS
- LIVING ROOM
- BEDROOM

Handle decor Corpus/Front decor

Cortado brown mat	92 Cashmere mat lacquer
-------------------	----------------------------



Stripes with built-in lighting in an elegant warm tone.



By combining elements, you can achieve perfectly utilized space in your bedroom.



By combining Commodes with drawers and doors, you get ample storage space.



Night stands are available with two or three drawers.

OPERA MODULAR WARDROBES WITH ALUMINUM DOORS

In addition to the standard selection of mirrored doors, we are introducing, for the first time, wardrobes with fronts made of tempered Parsol glass in aluminum frames.

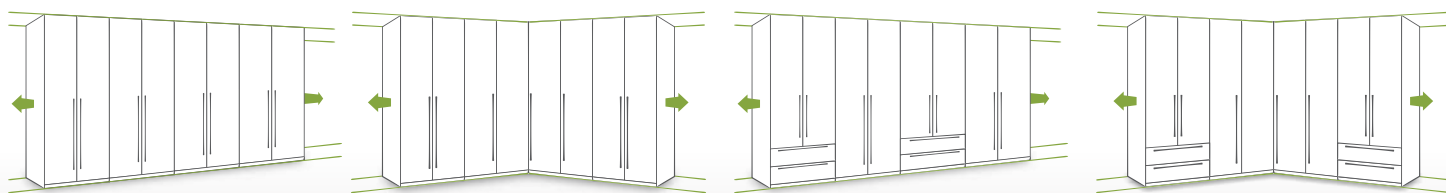
The illuminated brown glass fronts on the wardrobes create a unique atmosphere and an exceptional aesthetic effect.

The lighting is an integral part of these wardrobes and, in addition to its aesthetic role, is very practical and functional for use.

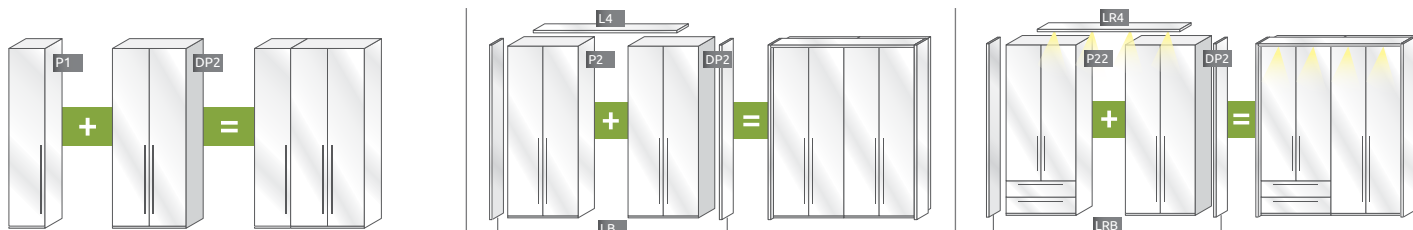


MODULAR DESIGN FOR ENDLESS FREEDOM

AN EASY WAY TO AN IDEAL WARDROBE THAT IS ADAPTABLE TO THE SIZE OF YOUR ROOM AND PRACTICAL NEEDS. SIMPLY COMBINE THE ELEMENTS WITH THE ADDITIONAL UNITS AND MAKE THE DESIRED WARDROBE.



THE POSSIBILITY OF UNLIMITED COMBINATIONS



Six-door wardrobe



**Additional equipment is needed for the functioning of the lighting inside the wardrobe*




Six-door wardrobe with glass and aluminium frame



**Additional equipment is needed for the functioning of the lighting inside the wardrobe*

ADDITIONAL EQUIPMENT FOR IMPROVED FUNCTIONALITY

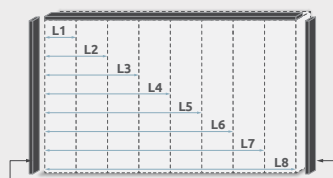


DECORATIVE STRIPES

Depending on the number of doors choose the suitable ceiling stripe in the appropriate length.

Complement the aesthetic looks of the wardrobe with side stripes.

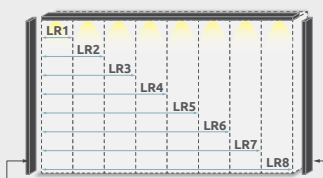
STRIPES WITHOUT BUILT-IN LIGHTING



Side stripes LB
Side wardrobe stripes without lighting
WxHxD: 2,5x226x17,5cm

- Stripe L1-45**
WxHxD: 47x2,5x17,3cm
- Stripe L2-45**
WxHxD: 92x2,5x17,3cm
- Stripe L3-45**
WxHxD: 137x2,5x17,3cm
- Stripe L4-45**
WxHxD: 182x2,5x17,3cm
- Stripe L5-45**
WxHxD: 227x2,5x17,3cm
- Stripe L6-45**
WxHxD: 272x2,5x17,3cm
- Stripe L7-45**
WxHxD: 317x2,5x17,3cm
- Stripe L8-45**
WxHxD: 362x2,5x17,3cm

STRIPES WITH BUILT-IN LIGHTING



Side stripes LRB
Side stripes with LED power supply for wardrobes with lighting
WxHxD: 2,5x226x17,5cm

- Stripe LR1-45**
WxHxD: 47x2,5x17,3cm
- Stripe LR2-45**
WxHxD: 92x2,5x17,3cm
- Stripe LR3-45**
WxHxD: 137x2,5x17,3cm
- Stripe LR4-45**
WxHxD: 182x2,5x17,3cm
- Stripe LR5-45**
WxHxD: 227x2,5x17,3cm
- Stripe LR6-45**
WxHxD: 272x2,5x17,3cm
- Stripe LR7-45**
WxHxD: 317x2,5x17,3cm
- Stripe LR8-45**
WxHxD: 362x2,5x17,3cm

THE CODES OF THE OPERA BEDROOM MODULAR SYSTEM





MODULAR WARDROBES

* Additional wardrobes DP1, DP1-AL, DP2, DP2-2AL, DP2-1OG, DP22 are possible to mount only with the P1, P2, P2-2AL, P2-1OG, P22 wardrobes.

							
Wardrobe P1/OP WxHxD: 47x224x56cm	Additional wardrobe DP1/OP WxHxD: 45x224x56cm	Wardrobe P2/OP WxHxD: 92x224x56cm	Additional wardrobe DP2/OP WxHxD: 90x224x56cm	Wardrobe P2-1OG/OP WxHxD: 92x224x56cm	Additional wardrobe DP2-1OG/OP WxHxD: 90x224x56cm	Wardrobe P22/OP WxHxD: 92x224x56cm	Additional wardrobe DP22/OP WxHxD: 90x224x56cm

			
Additional wardrobe DP1-AL/OP WxHxD: 47x224x56cm	Wardrobe P2-2AL/OP WxHxD: 92x224x56cm	Additional wardrobe DP2-2AL/OP WxHxD: 92x224x56cm	Wardrobe PUG/OP Š(L)×S(D)×VxD: 100x102x224x56cm

BASIC EQUIPMENT OF OPERA WARDROBES

			
PUG The interior of the PUG element is not possible to change.	P1 DP1 P1-AL DP1-AL	P2 DP2 P2-AL DP2-AL	P22 DP22

SLIDING WARDROBES

* Side and ceiling stripes are not provided for sliding wardrobes

					
Sliding wardrobe PK181/OP WxHxD: 182x224x61cm	Sliding wardrobe PK181-OG/OP WxHxD: 182x224x61cm	PK181(-OG)/OP with basic equipment	Sliding wardrobe PK231/OP WxHxD: 230x224x61cm	Sliding wardrobe PK231-OG/OP WxHxD: 230x224x61cm	PK231(-OG)/OP with basic equipment * No additional equipment is provided except FM-OP


				
Sliding wardrobe PK281/OP WxHxD: 272x224x61cm	Sliding wardrobe PK281-OG/OP WxHxD: 272x224x61cm	PK281(-OG)/OP With basic equipment	Commode K13/OP WxHxD: 107x85x45cm	Commode K23/OP WxHxD: 153x85x45cm

COMMODES

NIGHT STANDS

	Night stand NS2/OP WxHxD: 45x43x40cm
	Night stand NS3/OP WxHxD: 45x61x40cm

CHESTS OF DRAWERS


	Chest of drawers F4/OP WxHxD: 76x97x45cm
	Chest of drawers F5/OP WxHxD: 60x136x45cm

MIRROR


	Mirror OG/OP WxHxD: 123x65x2cm
---	--

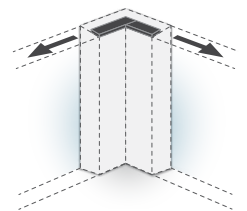
BED

* Matching mattress 160x200cm

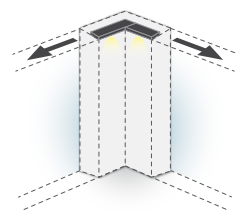
	Bed KR160M/OP WxHxD: 180x120x213cm
--	--

* Matching mattress 180x200cm

	Bed KR180M/OP WxHxD: 200x120x213cm
--	--

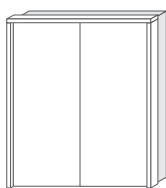


CORNER STRIPES WITHOUT BUILT-IN LIGHTING
Stripe LU-LD/OP
WxHxD 1: 17,3x55,6x2,5cm
WxHxD 2: 17,3x40x2,5cm



CORNER STRIPES WITH BUILT-IN LIGHTING
Stripe LRU-LD/OP
WxHxD 1: 17,3x55,6x2,5cm
WxHxD 2: 17,3x40x2,5cm

STRIPES WITHOUT BUILT-IN LIGHTING [SLIDING WARDROBES]

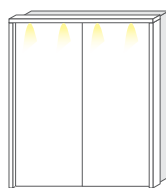


Stripe L181
WxHxD 1: 185x2,5x17,3cm
WxHxD 2: 228x2,5x17,3cm

Stripe L231
WxHxD 1: 233x2,5x17,3cm
WxHxD 2: 228x2,5x17,3cm

Stripe L281
WxHxD 1: 275x2,5x17,3cm
WxHxD 2: 228x2,5x17,3cm

- * Side and ceiling stripes are included in the price of wardrobe frame.
- * Available in Crystal HG white decor



STRIPES WITH BUILT-IN LIGHTING [SLIDING WARDROBES]

Stripe LR181
WxHxD 1: 185x2,5x17,3cm
WxHxD 2: 228x2,5x17,3cm









































Stripe LR231
WxHxD 1: 233x2,5x17,3cm
WxHxD 2: 228x2,5x17,3cm

Stripe LR281
WxHxD 1: 275x2,5x17,3cm
WxHxD 2: 228x2,5x17,3cm









































- * Side stripe, ceiling stripes, LED lighting and power supply are included in the price of wardrobe frame.
- * Available in Crystal HG white decor

CHOOSE YOUR NEW OPERA WARDROBE!

WE HAVE TURNED YOUR WISHES INTO READY-MADE SOLUTIONS FOR OPERA WARDROBES

































WARDROBES WITHOUT STRIPES	WARDROBES WITH STRIPES	WARDROBES WITH STRIPES AND LED LIGHTING	INTERIOR WITH BASIC EQUIPMENT
 <p>P2/OP WxHxD: 92x224x56cm</p>	 <p>P2A/OP WxHxD: 97x226x60cm</p>	 <p>P2B/OP WxHxD: 97x226x60cm</p>	 <p>P2/OP Basic equipment</p>
 <p>P2-10G/OP WxHxD: 92x224x56cm</p>	 <p>P2A-10G/OP WxHxD: 97x226x60cm</p>	 <p>P2B-10G/OP WxHxD: 97x226x60cm</p>	 <p>P2-10G/OP Basic equipment</p>
 <p>P22/OP WxHxD: 92x224x56cm</p>	 <p>P22A/OP WxHxD: 97x226x60cm</p>	 <p>P22B/OP WxHxD: 97x226x60cm</p>	 <p>P22/OP Basic equipment</p>
 <p>P3/OP WxHxD: 137x224x56cm</p>	 <p>P3A/OP WxHxD: 142x226x60cm</p>	 <p>P3B/OP WxHxD: 142x226x60cm</p>	 <p>P3/OP Basic equipment</p>
 <p>P3-10G/OP WxHxD: 137x224x56cm</p>	 <p>P3A-10G/OP WxHxD: 142x226x60cm</p>	 <p>P3B-10G/OP WxHxD: 142x226x60cm</p>	 <p>P3-10G/OP Basic equipment</p>
 <p>P3-3AL WxHxD: 137x224x56cm</p>	 <p>P3A-3AL WxHxD: 142x226x60cm</p>	 <p>P3B-3AL WxHxD: 142x226x60cm</p>	 <p>P3-3AL Basic equipment</p>
 <p>P32/OP WxHxD: 137x224x56cm</p>	 <p>P32A/OP WxHxD: 142x226x60cm</p>	 <p>P32B/OP WxHxD: 142x226x60cm</p>	 <p>P32/OP Basic equipment</p>
 <p>P4/OP WxHxD: 182x224x56cm</p>	 <p>P4A/OP WxHxD: 187x226x60cm</p>	 <p>P4B/OP WxHxD: 187x226x60cm</p>	 <p>P4/OP Basic equipment</p>
 <p>P4-20G/OP WxHxD: 182x224x56cm</p>	 <p>P4A-20G/OP WxHxD: 187x226x60cm</p>	 <p>P4B-20G/OP WxHxD: 187x226x60cm</p>	 <p>P4-20G/OP Basic equipment</p>
 <p>P4-2AL/OP WxHxD: 182x224x56cm</p>	 <p>P4A-2AL/OP WxHxD: 187x226x60cm</p>	 <p>P4B-2AL/OP WxHxD: 187x226x60cm</p>	 <p>P4-2AL/OP Basic equipment</p>

We now offer 80 wardrobes from the OPERA collection that are ready to shine in full glory in your home. If you do not have time to make the configuration for your wardrobe yourself, then this is the right solution, because our designers thought of you and saved you time. We have prepared a wide range of elements in which you will find a wardrobe just for you and which will provide you with enough space for all your wardrobe.

WARDROBES WITHOUT STRIPES	WARDROBES WITH STRIPES	WARDROBES WITH STRIPES AND LED LIGHTING	INTERIOR WITH BASIC EQUIPMENT
 P4-4AL WxHxD: 182x224x56cm	 P4A-4AL WxHxD: 187x226x60cm	 P4B-4AL WxHxD: 187x226x60cm	 P4-4AL Basic equipment
 P42/OP WxHxD: 182x224x56cm	 P42A/OP WxHxD: 187x226x60cm	 P42B/OP WxHxD: 187x226x60cm	 P42/OP Basic equipment
 P5/OP WxHxD: 227x224x56cm	 P5A/OP WxHxD: 232x226x60cm	 P5B/OP WxHxD: 232x226x60cm	 P5/OP Basic equipment
 P5-20G/OP WxHxD: 227x224x56cm	 P5A-20G/OP WxHxD: 232x226x60cm	 P5B-20G/OP WxHxD: 232x226x60cm	 P5-20G/OP Basic equipment
 P5-3AL/OP WxHxD: 227x224x56cm	 P5A-3AL/OP WxHxD: 232x226x60cm	 P5B-3AL/OP WxHxD: 232x226x60cm	 P5-3AL/OP Basic equipment
 P5-5AL WxHxD: 227x224x56cm	 P5A-5AL WxHxD: 232x226x60cm	 P5B-5AL WxHxD: 232x226x60cm	 P5-5AL Basic equipment
 P52/OP WxHxD: 227x224x56cm	 P52A/OP WxHxD: 232x226x60cm	 P52B/OP WxHxD: 232x226x60cm	 P52/OP Basic equipment
 P6/OP WxHxD: 272x224x56cm	 P6A/OP WxHxD: 277x226x60cm	 P6B/OP WxHxD: 277x226x60cm	 P6/OP Basic equipment
 P6-20G/OP WxHxD: 272x224x56cm	 P6A-20G/OP WxHxD: 277x226x60cm	 P6B-20G/OP WxHxD: 277x226x60cm	 P6-20G/OP Basic equipment
 P6-2AL/OP WxHxD: 272x224x56cm	 P6A-2AL/OP WxHxD: 277x226x60cm	 P6B-2AL/OP WxHxD: 277x226x60cm	 P6-2AL/OP Basic equipment

CHOOSE YOUR NEW OPERA WARDROBE!

WE HAVE TURNED YOUR WISHES INTO READY-MADE SOLUTIONS FOR OPERA WARDROBES

WARDROBES WITHOUT STRIPES	WARDROBES WITH STRIPES	WARDROBES WITH STRIPES AND LED LIGHTING	INTERIOR WITH BASIC EQUIPMENT
 P6-6AL WxHxD: 272x224x56cm	 P6A-6AL WxHxD: 277x226x60cm	 P6B-6AL WxHxD: 277x226x60cm	 P6-6AL Basic equipment
 P62/OP WxHxD: 272x224x56cm	 P62A/OP WxHxD: 277x226x60cm	 P62B/OP WxHxD: 277x226x60cm	 P62/OP Basic equipment
 P62-2OG/OP WxHxD: 272x224x56cm	 P62A-2OG/OP WxHxD: 277x226x60cm	 P62B-2OG/OP WxHxD: 277x226x60cm	 P62/OP Basic equipment
 P64-2/OP WxHxD: 272x224x56cm	 P64A-2/OP WxHxD: 277x226x60cm	 P64B-2/OP WxHxD: 277x226x60cm	 P64-2/OP Basic equipment
 P7/OP WxHxD: 317x224x56cm	 P7A/OP WxHxD: 322x226x60cm	 P7B/OP WxHxD: 322x226x60cm	 P7/OP Basic equipment
 P72/OP WxHxD: 317x224x56cm	 P72A/OP WxHxD: 322x226x60cm	 P72B/OP WxHxD: 322x226x60cm	 P72/OP Basic equipment
 P74/OP WxHxD: 317x224x56cm	 P74A/OP WxHxD: 322x226x60cm	 P74B/OP WxHxD: 322x226x60cm	 P74/OP Basic equipment
 P8/OP WxHxD: 362x224x60cm	 P8A/OP WxHxD: 367x226x60cm	 P8B/OP WxHxD: 367x226x60cm	 P8/OP Basic equipment

We now offer wardrobes from the OPERA collection with mirrors, that are ready to shine in full glory in your home.

If you do not have time to make the configuration for your wardrobe yourself, then this is the right solution, because our designers thought of you and saved you time.

We have prepared a wide range of elements in which you will find a wardrobe just for you and which will provide you with enough space for all your wardrobe.



	ANTI SCRATCH	BOTH SIDE PAINTED MDF FRONTS
	MAT SURFACE	

Bedroom varnished with UV matte varnish in a combination of subtle cashmere color and wooden texture



An effective bedside table with two drawers



A very practical and useful chest of drawers with rounded wings and drawers

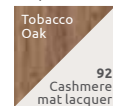
INVICTUS

UNBEATABLE LUXURY

Harmonious form expressed through the use of rounded fronts in a combination of wood texture and gentle cashmere color. Aluminum moldings in champagne color discreetly emphasize the relationship of the round fronts and make the Invictus bedroom particularly attractive.


- BEDROOM
- KITCHEN

Corpus Decor



92 Cashmere mat lacquer

Front Decor



92 Cashmere mat lacquer



LED RASVETA



TIHO ZATVARANJE



UV LAKIRANJE



UNUTRAŠNOST U DEKORU



PODESIVE NOŽICE



PROFILISANI MDF



01
Bed KR160-IC
 LxHxW: 174x105x217cm



03
Night Stands NS2/IC
 LxHxW: 60x45x45cm



04
Night Stand Addition DNS-L/IC
Night Stand Addition DNS-R/IC
 LxHxW: 65x105x7cm



02
Bed KR180-IC
 LxHxW: 194x105x217cm



05
Commode K21
 LxHxW: 118x86x45cm



05
Commode K32
 LxHxW: 176x86x45cm



Rich texture and functional elements are the main characteristics of the Invictus bedroom.



An extremely luxurious bed, upholstered with plush, which makes this bed soft and warm.



INVICTUS BEDROOM WARDROBE OFFERS

Closet with rounded drawers in cashmere color and wood decor. It can have from two to seven wings, which can be full or with a particularly interesting bronze mirror.



Wardrobe P22/IC
LxHxW: 97x226x60cm



Wardrobe P22-OG/IC
LxHxW: 97x226x60cm



Wardrobe P22(-OG)/IC
with basic
equipment



Wardrobe P32/IC
LxHxW: 142x226x60cm



Wardrobe P32-OG/IC
LxHxW: 142x226x60cm



Wardrobe P32(-OG)/IC
with basic
equipment



Wardrobe P44/IC
LxHxW: 187x226x60cm



Wardrobe P44-2OG/IC
LxHxW: 187x226x60cm



Wardrobe P44-4OG/IC
LxHxW: 187x226x60cm



Wardrobe P44(-OG)/IC
with basic
equipment



Wardrobe P54/IC
LxHxW: 232x226x60cm



Wardrobe P54-2OG/IC
LxHxW: 232x226x60cm



Wardrobe P54-3OG/IC
LxHxW: 232x226x60cm



Wardrobe P54-5OG/IC
LxHxW: 232x226x60cm



Wardrobe P54(-OG)/IC
with basic
equipment



Wardrobe P66/IC
LxHxW: 277x226x60cm



Wardrobe P66-2OG/IC
LxHxW: 277x226x60cm



Wardrobe P66-6OG/IC
LxHxW: 277x226x60cm



Wardrobe P66(-OG)/IC
with basic
equipment



Wardrobe P76/IC
LxHxW: 322x226x60cm



Wardrobe P76-3OG/IC
LxHxW: 322x226x60cm



Wardrobe P76-7OG/IC
LxHxW: 322x226x60cm



Wardrobe P76(-OG)/IC
with basic
equipment

ADDITIONAL EQUIPMENT FOR IMPROVED FUNCTIONALITY



Mounting lifter ML



Additional shelf F45-TX
LxHxW: 43x1,8x50cm



Additional shelf F90-TX
LxHxW: 88x1,8x50cm



Gala bedroom with UV lacquered beige high-gloss fronts and corpus elements in Pacific walnut décor



Drawers made of profiled 3D MDF, 19mm thickness



Discreet LED lighting for a pleasant atmosphere

GALA

A BLEND OF WARMTH AND MODERN DESIGN

Keep home warmth in modern ambience of the Gala bedroom. An elegant combination of beige high gloss, details in Pacific walnut décor and warm shelf lighting bring peace and pleasure to this setting.

- ✓ HALLWAY
- ✓ BEDROOM

Corpus décor	Front décor
48 Pacific Walnut	71 Beige HG lacquer



25 mm
CORPUS THICKNESS



03
Bed KR160-GL
WxHxD:166x104x221cm



04
Night stand NS2/GL
WxHxD:57x41x41cm



04
Night stand [right] NS1-R/GL
Night stand [left] NS1-L/GL
WxHxD:56x100x47cm



06
Mirror OG/GL
WxHxD: 123x65x2cm



03
Bed KR180-GL
WxHxD:186x104x221cm



05
Commode K23/GL
WxHxD:170x83x46cm



Chest of drawers F4/GL
WxHxD:86x105x46cm



01
Additional wardrobe DP1/GL
WxHxD:45x224x56cm

Additional wardrobe DP2/GL
WxHxD:90x224x56cm




Wardrobe P22/GL
WxHxD:92x224x57cm

01
Wardrobe P32/GL
WxHxD:137x224x57cm



07
Bed drawer FK/GL
WxHxD:195x20x72cm



 LED lighting is an integral part of the elements. It is necessary to purchase an additional LED LN-18W power supply for its functioning.



Sliding wardrobe PK181/GL
WxHxD:182x224x61cm



Sliding wardrobe PK181-OG/GL
WxHxD:182x224x61cm



PK181(-OG)
with basic equipment



Sliding wardrobe PK231/GL
WxHxD:230x224x61cm



Sliding wardrobe PK231-OG/GL
WxHxD:230x224x61cm



PK231(-OG)
with basic equipment
* No additional equipment is provided except FM-GL



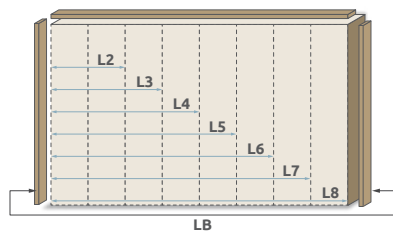
Sliding wardrobe PK281/GL
WxHxD:272x224x61cm



Sliding wardrobe PK281-OG/GL
WxHxD:272x224x61cm



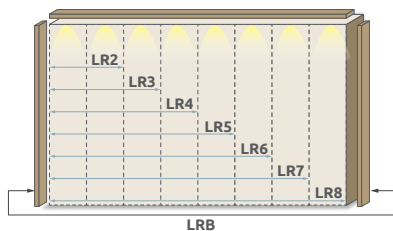
PK281(-OG)
with basic equipment



STRIPES WITHOUT BUILT-IN LIGHTING

- Stripe L2/GL**
WxHxD: 92x2,5x17,3cm
- Stripe L3/GL**
WxHxD: 137x2,5x17,3cm
- Stripe L4/GL**
WxHxD: 182x2,5x17,3cm
- Stripe L5/GL**
WxHxD: 227x2,5x17,3cm
- Stripe L6/GL**
WxHxD: 272x2,5x17,3cm
- Stripe L7/GL**
WxHxD: 317x2,5x17,3cm
- Stripe L8/GL**
WxHxD: 362x2,5x17,3cm

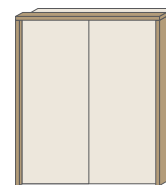
Side stripes LB/GL
Side wardrobe stripes without lighting
WxHxD: 2,5x227x17,5cm



STRIPES WITH BUILT-IN LIGHTING

- Stripe LR2/GL**
WxHxD: 92x2,5x17,3cm
- Stripe LR3/GL**
WxHxD: 137x2,5x17,3cm
- Stripe LR4/GL**
WxHxD: 182x2,5x17,3cm
- Stripe LR5/GL**
WxHxD: 227x2,5x17,3cm
- Stripe LR6/GL**
WxHxD: 272x2,5x17,3cm
- Stripe LR7/GL**
WxHxD: 317x2,5x17,3cm
- Stripe LR8/GL**
WxHxD: 362x2,5x17,3cm


Side stripes LRB/GL
Side stripes with LED power supply for wardrobes with lighting
WxHxD: 2,5x227x17,5cm



FRAMES WITHOUT BUILT-IN LIGHTING [SLIDING WARDROBES]

- Stripe L181/GL**
WxHxD 1: 185x17,3x2,5cm
WxHxD 2: 228x17,5x2,5cm
- Stripe L230/GL**
WxHxD 1: 233x17,3x2,5cm
WxHxD 2: 228x17,5x2,5cm
- Stripe L281/GL**
WxHxD 1: 275x17,3x2,5cm
WxHxD 2: 228x17,5x2,5cm

* Side and ceiling stripes are included in the price of wardrobe frame.



FRAMES WITH BUILT-IN LIGHTING [SLIDING WARDROBES]

- Stripe LR181/GL**
WxHxD 1: 185x17,3x2,5cm
WxHxD 2: 228x17,5x2,5cm
- Stripe LR230/GL**
WxHxD 1: 233x17,3x2,5cm
WxHxD 2: 228x17,5x2,5cm
- Stripe LR281/GL**
WxHxD 1: 275x17,3x2,5cm
WxHxD 2: 228x17,5x2,5cm

* Side stripe, ceiling stripes, LED lighting and power supply are included in the price of wardrobe frame.

ADDITIONAL EQUIPMENT FOR IMPROVED FUNCTIONALITY

Additional equipment for wardrobes is available for collection Gala.



Mounting lifter ML



Built in chest of drawers UF3
WxHxD: 88x57x45cm







































Additional shelf FV-GL
WxHxD: 88x50x1,8cm



Additional shelf FM-GL
WxHxD: 43x50x1,8cm

CHOOSE YOUR NEW GALA WARDROBE!

WE HAVE TURNED YOUR WISHES INTO READY-MADE SOLUTIONS FOR GALA WARDROBES

WARDROBES WITHOUT STRIPES	WARDROBES WITH STRIPES	WARDROBES WITH STRIPES AND LED LIGHTING	INTERIOR WITH BASIC EQUIPMENT
 P22/GL WxHxD: 92x224x56cm	 P22A/GL WxHxD: 97x226x60cm	 P22B/GL WxHxD: 97x226x60cm	 P22/GL Basic equipment
 P32/GL WxHxD: 137x224x56cm	 P32A/GL WxHxD: 142x226x60cm	 P32B/GL WxHxD: 142x226x60cm	 P32/GL Basic equipment
 P32-2/PN WxHxD: 137x224x56cm	 P32A-2/GL WxHxD: 142x226x60cm	 P32B-2/GL WxHxD: 142x226x60cm	 P32-2/GL Basic equipment
 P42/GL WxHxD: 182x224x56cm	 P42A/GL WxHxD: 187x226x60cm	 P42B/GL WxHxD: 187x226x60cm	 P42/GL Basic equipment
 P42-2/GL WxHxD: 182x224x56cm	 P42A-2/GL WxHxD: 187x226x60cm	 P42B-2/GL WxHxD: 187x226x60cm	 P42-2/GL Basic equipment
 P52/GL WxHxD: 227x224x56cm	 P52A/GL WxHxD: 232x226x60cm	 P52B/GL WxHxD: 232x226x60cm	 P52/GL Basic equipment
 P52-2/GL WxHxD: 227x224x56cm	 P52A-2/GL WxHxD: 232x226x60cm	 P52B-2/GL WxHxD: 232x226x60cm	 P52-2/GL Basic equipment
 P62/GL WxHxD: 272x224x56cm	 P62A/GL WxHxD: 277x226x60cm	 P62B/GL WxHxD: 277x226x60cm	 P62/GL Basic equipment
 P72/GL WxHxD: 317x224x56cm	 P72A/GL WxHxD: 322x224x56cm	 P72B/GL WxHxD: 322x224x56cm	 P72/GL Basic equipment

We now offer wardrobes from the GALA collection, that are ready to shine in full glory in your home. If you do not have time to make the configuration for your wardrobe yourself, then this is the right solution, because our designers thought of you and saved you time.

We have prepared a wide range of elements in which you will find a wardrobe just for you and which will provide you with enough space for all your wardrobe.



UV LACQUER
ANTI SCRATCH
HIGH GLOSS
99,7%

Piano sliding wardrobes easily fit into large ambience, but also into small bedroom spaces.



SOFT CLOSE



UV LACQUERING

up to
25 mm
CORPUS THICKNESS



ADJUSTABLE FEET



CHROME HANDLE

PIANO

THE MODULAR SYSTEM OF BEDROOMS

The elements of the designed geometric shapes with carefully chosen colors of lacquer and gloss are combined in a simple way, creating unique solutions for the bedroom design.

- HALLWAY ✓
- BEDROOM ✓
- LIVING ROOM ✓

Corpus/Front décor

70	71
Crystal white HG lacquer	Beige HG lacquer



Soft - close mechanisms



UV lacquer - high gloss



Chrome handles



Chrome bed leg



Built - in lighting



A large selection of commodes of various dimensions



A modular system of modern design elements, coated with the latest UV technology, in high gloss, easily fit into different interior styles.



The corner element of the Piano program offers ideal solution for the organization of your bedroom space

INNOVATION FOR YOUR COMFORT

Our wide range of UV lacquered commodes in high gloss includes soft-closing mechanisms with practical sliders for soft and quiet drawer closing.

PLEASANT AMBIENCE OF MODERN GEOMETRIC FORM

Creating pleasant atmosphere asks for planning. The right choice of furniture is the key factor in achieving comfort and relaxing atmosphere in your bedroom. Choose a night stand with two or three drawers according to the height of your bed.

PRACTICAL AND BEAUTIFUL AT THE SAME TIME

A good wardrobe is characterized with remarkable design and useful details, in order to make the use of it easier. You can fill the contents of your wardrobe with a range of additional equipment for greater functionality.

UTMOST CARE FOR THE SMALLEST DETAILS

Piano sliding wardrobes easily fit into large ambiances, but also into small bedroom spaces. The PK230/PN wardrobe is enriched with additional equipment and has as many as 12 shelves and 4 clothes rails, while the new soft-close mechanism enables the doors to slide slowly and close quietly and completely, providing additional comfort in everyday use.

THE BALANCE OF DESIGN AND REFINED FORM

With their shape, color and function, the carefully selected commodes easily fit into different interiors and give a special touch to every wall of your home.

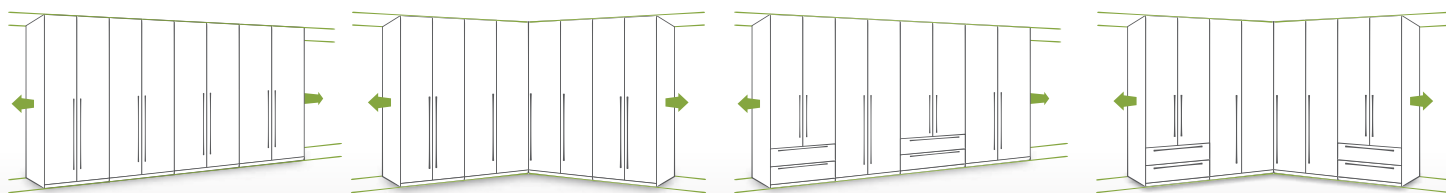
UNIVERSAL APPLICATION OF ELEMENTS

We create furniture for all parts of your home and design space driven by empathy and the people living in it. Our modular solutions are always in line with your preferences. Furnish your home with the design of the Piano collection.



MODULAR DESIGN FOR ENDLESS FREEDOM

AN EASY WAY TO AN IDEAL WARDROBE THAT IS ADAPTABLE TO THE SIZE OF YOUR ROOM AND PRACTICAL NEEDS. SIMPLY COMBINE THE ELEMENTS WITH THE ADDITIONAL UNITS AND MAKE THE DESIRED WARDROBE.



THE POSSIBILITY OF UNLIMITED COMBINATIONS



Three-door wardrobe



Four-door wardrobe with stripes



Four-door wardrobe with two drawers and the stripes with built-in lighting



Five-door wardrobe with two drawers



Six-door wardrobe with two drawers



Five-door corner wardrobe with two drawers



Six-door corner wardrobe with two drawers

ADDITIONAL EQUIPMENT FOR IMPROVED FUNCTIONALITY



Built in chest of drawers UF3
WxHxD: 88x57x45cm



Mounting lifter ML



Additional shelf FV-PN
WxHxD: 88x1,8x50cm



Additional shelf FM-PN
WxHxD: 43x1,8x50cm




Mounting mirror MO-KA
HxD: 33x203cm

DECORATIVE STRIPES

Depending on the number of doors choose the suitable ceiling stripe in the appropriate length.

Complement the aesthetic looks of the wardrobe with side stripes.

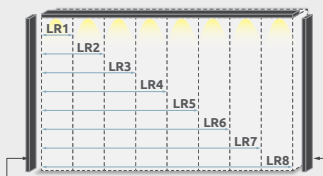
STRIPES WITHOUT BUILT-IN LIGHTING



Side stripes LB
Side wardrobe stripes without lighting
WxHxD: 2,5x226x17,5cm

- Stripe L1**
WxHxD: 47x2,5x17,3cm
- Stripe L2**
WxHxD: 92x2,5x17,3cm
- Stripe L3**
WxHxD: 137x2,5x17,3cm
- Stripe L4**
WxHxD: 182x2,5x17,3cm
- Stripe L5**
WxHxD: 227x2,5x17,3cm
- Stripe L6**
WxHxD: 272x2,5x17,3cm
- Stripe L7**
WxHxD: 317x2,5x17,3cm
- Stripe L8**
WxHxD: 362x2,5x17,3cm

STRIPES WITH BUILT-IN LIGHTING



Side stripes LRB
Side stripes with LED power supply for wardrobes with lighting
WxHxD: 2,5x226x17,5cm

- Stripe LR1**
WxHxD: 47x2,5x17,3cm
- Stripe LR2**
WxHxD: 92x2,5x17,3cm
- Stripe LR3**
WxHxD: 137x2,5x17,3cm
- Stripe LR4**
WxHxD: 182x2,5x17,3cm
- Stripe LR5**
WxHxD: 227x2,5x17,3cm
- Stripe LR6**
WxHxD: 272x2,5x17,3cm
- Stripe LR7**
WxHxD: 317x2,5x17,3cm
- Stripe LR8**
WxHxD: 362x2,5x17,3cm

THE CODES OF THE PIANO BEDROOM MODULAR SYSTEM

* Additional wardrobes DP1, DP2, DP22 are possible to mount only with the P1, P2, P22 and PUG wardrobes.

MODULAR WARDROBES

						
Wardrobe P1/PN WxHxD: 47x224x56cm	Additional wardrobe DP1/PN WxHxD: 45x224x56cm	P1/DP1 with basic equipment	Wardrobe P2/PN WxHxD: 92x224x56cm	Additional wardrobe DP2/PN WxHxD: 90x224x56cm	Additional wardrobe P2-10G/PN WxHxD: 90x224x56cm	Additional wardrobe DP2-10G/PN WxHxD: 90x224x56cm
						
Wardrobe P22/PN WxHxD: 92x224x56cm	Additional wardrobe DP22/PN WxHxD: 90x224x56cm	P22/DP22 with basic equipment	Wardrobe PUG/PN W(L)xW(R)xHxD: 100x102x224x56cm	PUG with basic equipment * The interior of the PUG element is not possible to change.	P2/DP2/P2-10G DP2-10G with basic equipment	MIRROR Mirror OG/PN WxHxD: 123x65x2cm

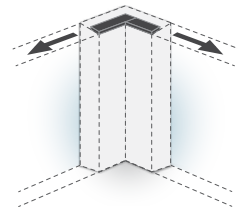
SLIDING WARDROBES

					
Sliding wardrobe PK181/PN WxHxD: 182x224x61cm	Sliding wardrobe PK181-OG/PN WxHxD: 182x224x61cm	PK181(-OG) with basic equipment	Sliding wardrobe PK231/PN WxHxD: 230x224x61cm	Sliding wardrobe PK231-OG/PN WxHxD: 230x224x61cm	PK231(-OG)/PN with basic equipment * No additional equipment is provided except FM-PN

* Side and ceiling stripes are not provided for sliding wardrobes.

				
Sliding wardrobe PK281/PN WxHxD: 272x224x61cm	Sliding wardrobe PK281-OG/PN WxHxD: 272x224x61cm	PK281(-OG)/PN with basic equipment	Commode K13/PN WxHxD: 107x85x45cm	Commode K23/PN WxHxD: 153x85x45cm

COMMODOES





NIGHT STANDS

	Night stand NS2/PN WxHxD: 45x43x40cm
	Night stand NS3/PN WxHxD: 45x61x40cm

CHESTS OF DRAWERS

	Chest of drawers F4/PN WxHxD: 76x97x45cm
	Chest of drawers F5/PN WxHxD: 60x136x45cm

BED

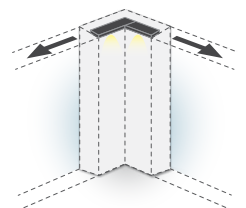
	Bed KR160V WxHxD: 180x120x213cm
	Bed KR180V WxHxD: 200x120x213cm

* Matching mattress 160x200cm

* Matching mattress 180x200cm

CORNER STRIPES WITHOUT BUILT-IN LIGHTING

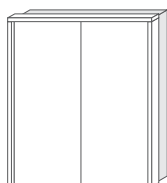
Stripe LU-LD/PN
WxHxD 1: 17,3x55,6x2,5cm
WxHxD 2: 17,3x40x2,5cm



CORNER STRIPES WITH BUILT-IN LIGHTING

Stripe LRU-LD/PN
WxHxD 1: 17,3x55,6x2,5cm
WxHxD 2: 17,3x40x2,5cm

STRIPES WITHOUT BUILT-IN LIGHTING [SLIDING WARDROBES]

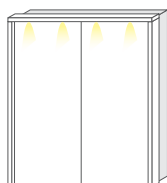


* Side and ceiling stripes are included in the price of wardrobe frame.
* Available in Crystal HG white decor

Stripe L181
WxHxD 1: 185x2,5x17,3cm
WxHxD 2: 228x2,5x17,3cm

Stripe L231
WxHxD 1: 233x2,5x17,3cm
WxHxD 2: 228x2,5x17,3cm

Stripe L281
WxHxD 1: 275x2,5x17,3cm
WxHxD 2: 228x2,5x17,3cm



* Side stripe, ceiling stripes, LED lighting and power supply are included in the price of wardrobe frame.
* Available in Crystal HG white decor

STRIPES WITH BUILT-IN LIGHTING [SLIDING WARDROBES]









































Stripe LR181
WxHxD 1: 185x2,5x17,3cm
WxHxD 2: 228x2,5x17,3cm

Stripe LR231
WxHxD 1: 233x2,5x17,3cm
WxHxD 2: 228x2,5x17,3cm






Stripe LR281
WxHxD 1: 275x2,5x17,3cm
WxHxD 2: 228x2,5x17,3cm

CHOOSE YOUR NEW PIANO WARDROBE!

WE HAVE TURNED YOUR WISHES INTO READY-MADE SOLUTIONS FOR PIANO WARDROBES






























WARDROBES WITHOUT STRIPES	WARDROBES WITH STRIPES	WARDROBES WITH STRIPES AND LED LIGHTING	INTERIOR WITH BASIC EQUIPMENT
 <p>P2/PN WxHxD: 92x224x56cm</p>	 <p>P2A/PN WxHxD: 97x226x60cm</p>	 <p>P2B/PN WxHxD: 97x226x60cm</p>	 <p>with basic equipment</p>
 <p>P22/PN WxHxD: 92x224x56cm</p>	 <p>P22A/PN WxHxD: 97x226x60cm</p>	 <p>P22B/PN WxHxD: 97x226x60cm</p>	 <p>with basic equipment</p>
 <p>P3/PN WxHxD: 137x224x56cm</p>	 <p>P3A/PN WxHxD: 142x226x60cm</p>	 <p>P3B/PN WxHxD: 142x226x60cm</p>	 <p>with basic equipment</p>
 <p>P32/PN WxHxD: 137x224x56cm</p>	 <p>P32A/PN WxHxD: 142x226x60cm</p>	 <p>P32B/PN WxHxD: 142x226x60cm</p>	 <p>with basic equipment</p>
 <p>P4/PN WxHxD: 182x224x56cm</p>	 <p>P4A/PN WxHxD: 187x226x60cm</p>	 <p>P4B/PN WxHxD: 187x226x60cm</p>	 <p>with basic equipment</p>
 <p>P42/PN WxHxD: 182x224x56cm</p>	 <p>P42A/PN WxHxD: 187x226x60cm</p>	 <p>P42B/PN WxHxD: 187x226x60cm</p>	 <p>with basic equipment</p>
 <p>P42-2/PN WxHxD: 182x224x56cm</p>	 <p>P42A-2/PN WxHxD: 187x226x60cm</p>	 <p>P42B-2/PN WxHxD: 187x226x60cm</p>	 <p>with basic equipment</p>
 <p>P44/PN WxHxD: 182x224x56cm</p>	 <p>P44A/PN WxHxD: 187x226x60cm</p>	 <p>P44B/PN WxHxD: 187x226x60cm</p>	 <p>with basic equipment</p>
 <p>P5/PN WxHxD: 227x224x56cm</p>	 <p>P5A/PN WxHxD: 232x226x60cm</p>	 <p>P5B/PN WxHxD: 232x226x60cm</p>	 <p>with basic equipment</p>
 <p>P52/PN WxHxD: 227x224x56cm</p>	 <p>P52A/PN WxHxD: 232x226x60cm</p>	 <p>P52B/PN WxHxD: 232x226x60cm</p>	 <p>with basic equipment</p>

We now offer 60 wardrobes from the PIANO collection that are ready to shine in full glory in your home. If you do not have time to make the configuration for your wardrobe yourself, then this is the right solution, because our designers thought of you and saved you time. We have prepared a wide range of elements in which you will find a wardrobe just for you and which will provide you with enough space for all your wardrobe.

WARDROBES WITHOUT STRIPES	WARDROBES WITH STRIPES	WARDROBES WITH STRIPES AND LED LIGHTING	INTERIOR WITH BASIC EQUIPMENT
 <p>P54/PN WxHxD: 227x224x56cm</p>	 <p>P54A/PN WxHxD: 232x226x60cm</p>	 <p>P54B/PN WxHxD: 232x226x60cm</p>	 <p>with basic equipment</p>
 <p>P6/PN WxHxD: 272x224x56cm</p>	 <p>P6A/PN WxHxD: 277x226x60cm</p>	 <p>P6B/PN WxHxD: 277x226x60cm</p>	 <p>with basic equipment</p>
 <p>P62/PN WxHxD: 272x224x56cm</p>	 <p>P62A/PN WxHxD: 277x226x60cm</p>	 <p>P62B/PN WxHxD: 277x226x60cm</p>	 <p>with basic equipment</p>
 <p>P64/PN WxHxD: 272x224x56cm</p>	 <p>P64A/PN WxHxD: 277x226x60cm</p>	 <p>P64B/PN WxHxD: 277x226x60cm</p>	 <p>with basic equipment</p>
 <p>P64-2/PN WxHxD: 272x224x56cm</p>	 <p>P64A-2/PN WxHxD: 277x226x60cm</p>	 <p>P64B-2/PN WxHxD: 277x226x60cm</p>	 <p>with basic equipment</p>
 <p>P66/PN WxHxD: 272x224x56cm</p>	 <p>P66A/PN WxHxD: 277x226x60cm</p>	 <p>P66B/PN WxHxD: 277x226x60cm</p>	 <p>with basic equipment</p>
 <p>P7/PN WxHxD: 317x224x56cm</p>	 <p>P7A/PN WxHxD: 322x226x60cm</p>	 <p>P7B/PN WxHxD: 322x226x60cm</p>	 <p>with basic equipment</p>
 <p>P72/PN WxHxD: 317x224x56cm</p>	 <p>P72A/PN WxHxD: 322x226x60cm</p>	 <p>P72B/PN WxHxD: 322x226x60cm</p>	 <p>with basic equipment</p>
 <p>P74/PN WxHxD: 317x224x56cm</p>	 <p>P74A/PN WxHxD: 322x226x60cm</p>	 <p>P74B/PN WxHxD: 322x226x60cm</p>	 <p>with basic equipment</p>
 <p>P76/PN WxHxD: 317x224x56cm</p>	 <p>P76A/PN WxHxD: 322x226x60cm</p>	 <p>P76B/PN WxHxD: 322x226x60cm</p>	 <p>with basic equipment</p>

CHOOSE YOUR NEW PIANO WARDROBE WITH MIRRORS!

WE HAVE TURNED YOUR WISHES INTO READY-MADE SOLUTIONS FOR PIANO WARDROBES

WARDROBES WITHOUT STRIPES	WARDROBES WITH STRIPES	WARDROBES WITH STRIPES AND LED LIGHTING	INTERIOR WITH BASIC EQUIPMENT
 P2-10G/PN WxHxD: 92x224x56cm	 P2A-10G/PN WxHxD: 97x226x60cm	 P2B-10G/PN WxHxD: 97x226x60cm	 P2-10G/PN with basic equipment
 P3-10G/PN WxHxD: 137x224x56cm	 P3A-10G/PN WxHxD: 142x226x60cm	 P3B-10G/PN WxHxD: 142x226x60cm	 P3-10G/PN with basic equipment
 P4-20G/PN WxHxD: 182x224x56cm	 P4A-20G/PN WxHxD: 187x226x60cm	 P4B-20G/PN WxHxD: 187x226x60cm	 P4-20G/PN with basic equipment
 P5-10G/PN WxHxD: 227x224x56cm	 P5A-10G/PN WxHxD: 232x226x60cm	 P5B-10G/PN WxHxD: 232x226x60cm	 P5-10G/PN with basic equipment
 P5-20G/PN WxHxD: 227x224x56cm	 P5A-20G/PN WxHxD: 232x226x60cm	 P5B-20G/PN WxHxD: 232x226x60cm	 P5-20G/PN with basic equipment
 P52-10G/PN WxHxD: 227x224x56cm	 P52A-10G/PN WxHxD: 232x226x60cm	 P52B-10G/PN WxHxD: 232x226x60cm	 P52-10G/PN with basic equipment
 P6-20G/PN WxHxD: 227x224x56cm	 P6A-20G/PN WxHxD: 227x224x56cm	 P6B-20G/PN WxHxD: 227x224x56cm	 P6-20G/PN with basic equipment
 P6-20G-2/PN WxHxD: 227x224x56cm	 P6A-20G-2/PN WxHxD: 227x224x56cm	 P6B-20G-2/PN WxHxD: 227x224x56cm	 P6-20G-2/PN with basic equipment
 P62-20G/PN WxHxD: 227x224x56cm	 P62A-20G/PN WxHxD: 227x224x56cm	 P62B-20G/PN WxHxD: 227x224x56cm	 P62-20G/PN with basic equipment

We now offer wardrobes from the PIANO collection with mirrors, that are ready to shine in full glory in your home. If you do not have time to make the configuration for your wardrobe yourself, then this is the right solution, because our designers thought of you and saved you time.

We have prepared a wide range of elements in which you will find a wardrobe just for you and which will provide you with enough space for all your wardrobe.



UV LACQUER

ANTI SCRATCH

MAT SURFACE

MDF FRONTS

Tara hallway lacquered with UV lacquer in graphite gray and Pacific Walnut wood décor



Decorative columns made of profiled 3D MDF

Flawless organization in your room

TARA

LUXURY IN YOUR BEDROOM

This room should be an oasis of peace after a hard day, a place for relaxation. Regardless of whether you are a fan of classic or modern design, Tara bedroom gives a pleasant and warm atmosphere that leaves no one indifferent.

- HALLWAY
- LIVING ROOM
- BEDROOM
- KITCHEN

Front/Corpus décor

38 Graph. mat lac.	Pacific Walnut	82 White mat lac.	Pacific Walnut
45 Graphite mat lacquer		31 White mat lacquer	



LED LIGHTING



SOFT CLOSE



CARVED MDF



UV LACQUERING



INNER SURFACES IN DECOR



METAL HANDLE



ADJUSTABLE FEET



03
Bed KR160-TA
WxHxD: 181x100x222cm



05
Chest of drawers F4/TA
WxHxD: 101x112x48cm



02
Night stand NS1/TA
WxHxD: 62x52x43cm



04
Bed drawer FK/TA
WxHxD: 188x20x72cm



Mirror TARA-OG125
WxHxD: 125x75x4cm



Bed KR160-TA
WxHxD: 201x100x222cm



Commode K13/TA
WxHxD: 138x91x48cm



Commode TARA-K3K1F
WxHxD: 167x102x48



Tara hallway lacquered with UV lacquer in white color and Pacific Walnut wood décor



Where classic and contemporary meet



Stylish and functional commode

* For the single-door section of P5 wardrobe



Inner shelf FMP5-TA
WxHxD: 53x2,5x52cm

* For the single-door section of the P3 wardrobe



Inner shelf FMP3-TA
WxHxD: 58x2,5x52cm

* For the middle section of the P6 wardrobe



Inner shelf FMP6-TA
WxHxD: 108x2,5x52cm

* For all side two-door sections of wardrobes



Inner shelf FV-TA
WxHxD: 113x2,5x52cm



Wardrobe P6/TA
WxHxD: 346x227x59cm



01
Wardrobe P5/TA
WxHxD: 291x227x59cm



06
Wardrobe P4/TA
WxHxD: 236x227x59cm



Wardrobe P3/TA
WxHxD: 181x227x59cm



Element top made of profiled 3D MDF



Onyx bedroom lacquered with UV high gloss in Anthracite and Pacific walnut décor



Chest of drawers with four spacious drawers



Modern design and minimalist forms


ONYX

COMFORT ABOVE ALL

The sophistication and warmth of the Onyx bedroom comes from the perfect harmony of choice of materials and shapes.

The minimalistic form of modern design and tone combination will make your bedroom ambience inspiring.

- HALLWAY
- BEDROOM
- LIVING ROOM



Night stand NS2/ON
WxHxD:56x43x40cm



Night stand NS3/ON
WxHxD:56x59x40cm



Night stand addition DNS/ON
WxHxD:65x49x4cm



Night stand NS1/ON
WxHxD:56x92x40cm



Bed KR180-ON
WxHxD:186x96x209cm




Chest of drawers F5/ON
WxHxD:60x123x45cm



Commode K13/ON
WxHxD:106x88x45cm



Commode K23/ON
WxHxD:152x88x45cm



Mirror OG/ON
WxHxD:123x65x2cm



Bed KR160-ON
WxHxD:166x96x209cm



INNER SURFACE OF WARDROBES IN TEXTILE DÉCOR

With additional equipment organize your wardrobe according to your needs



Sliding wardrobe PK181/ON
WxHxD:182x224x61cm



Sliding wardrobe PK181-OG/ON
WxHxD:182x224x61cm



PK181(-OG)
with basic equipment



Sliding wardrobe PK231/ON
WxHxD:230x224x61cm



Sliding wardrobe PK231-OG/ON
WxHxD:230x224x61cm



PK231(-OG)
with basic equipment
No additional equipment is provided except F45-ON



Sliding wardrobe PK281/ON
WxHxD:272x224x61cm



Sliding wardrobe PK281-OG/ON
WxHxD:272x224x61cm



PK281(-OG)
sa osnovnom opremom



LED lighting is an integral part of the elements. It is necessary to purchase an additional LED LN-18W power supply for its functioning.

ADDITIONAL EQUIPMENT FOR IMPROVED FUNCTIONALITY

Additional equipment for wardrobes is available for collection Onyx.



Mounting lifter ML



Built in chest of drawers UF3-TX
WxHxD: 88x57x45cm



Additional shelf F45-ON
WxHxD: 43x1,8x50cm



Additional shelf F90-ON
WxHxD: 88x1,8x50cm



UV LACQUER
ANTI SCRATCH
MAT SURFACE

MDF
FRONTS

Evergreen bedroom made of MDF combining the warm color of Ivory and Polar Pine décor



EVERGREEN

ROMANTIC SETTING

A bedroom in retro style and pastel shades creates a calm and cozy environment. The additional elements provide plenty of storage space.



SOFT CLOSE



CARVED MDF



UV LACQUERING



METAL HANDLE

- HALLWAY
- BEDROOM

- LIVING ROOM
- KITCHEN

Corpus décor

BO
Polar Pine

Front décor

98
Ivory mat lacquer



01
Closet P4/EG
WxHxD: 251x224x58cm



Closet P3/EG
WxHxD: 191x224x58cm



Closet P2/EG
WxHxD: 131x224x58cm

03
Bed KR160-EG
WxHxD:
177x93x219cm



02
Bed KR180-EG
WxHxD:
197x93x219cm



02
Bed drawer FK70
WxHxD: 138x21x72cm





Rustic, stylized and modern pieces of furniture



Commode EG-K32
WxHxD: 159x102x49cm



04
Commode K13/EG
WxHxD: 131x88x48cm



Mirror EG-OG125
WxHxD: 125x75x4cm



06
Mirror OG/EG
WxHxD: 98x82x4cm



05
Night stand NS1/EG
WxHxD: 56x45x42cm



Additional Shelf F-EG
WxHxD: 118x2,5x50cm



Additional Shelf FM-EG
WxHxD: 58x2,5x50cm



HANDLE R19

* The price of the units includes the specified model of the handle.



A romantic commode for all who have an eye for a detail



KIKI

ROOM TO MEET YOUR CHILD'S NEED

30 elements in 4 combinations of décor and colors - the game of colors and functionality in your kids' or teenagers' room.



SOFT
CLOSE

up to
25 mm
CORPUS
THICKNESS



ADJUSTABLE
FEET



ALWAYS MODERN WHITE

A UNIVERSAL ROOM FOR BOYS AND GIRLS

Highlight the bright colors of the walls and playful details in your child's room by choosing the elements in always bright white color.



COMPACT CHILDREN'S BED

SAFE AND FUNCTIONAL

The bed is one of the most functional children's beds on the market. By combining the bed with the added drawer you can get a third bed or storage space for linen. The rounded edges of the bed as well as the OK120 bed rail, which is standard equipment of KRD1 bed, make it completely safe.

GENTLE, WARM AND HARMONIZED

COMFORTABLE WORKSPACE

Give your little ones a perfect workspace for writing homework, enough space for all their belongings, but also more space to play.

The warm décor of the beech combined with the gentle color of the sand is the perfect combination that every child will enjoy.



EASY FITTING INTO SPACE

TAILORED TO YOUR NEEDS

A room of neutral colors and modern design is the perfect choice either for boys or girls. The flexibility of fitting into space is an advantage if you are in a dilemma.



SAFETY OF YOUR CHILDREN FIRST

A BUNK BED

The Kiki children's rooms program is designed to meet the children's needs. All elements of children's rooms have rounded edges. The bunk bed is made according to the EU safety standards and the EN 747 Certificate, valid for half-height and high beds. The OK160 playpen is standard equipment for this bed.



A COMFORTABLE BED FOR TEENAGERS

COMFORT IN THE FIRST PLACE

The KR120 bed is designed for children and teenagers, the lovers of wide sleeping space. Complete the functionality of the bed by adding one of the drawers from our product range.





A GENTLE COMBINATION OF WHITE AND SAND

AN EASY CHOICE
OF CHILDREN'S FURNITURE

Treat your youngsters with a room in a fit combination of white and sand color. For a child-friendly room, make the most functional choice from a range of more than 40 elements.



UNMISTAKABLE CHOICE FOR SCHOOL

PRACTICALITY
AND ACCESSIBILITY

White is an unmistakable choice for a children's room, and a large element selection of the Kiki collection will provide children with an efficient and relaxed work environment.

Provide your students with a sufficient number of drawers and shelves near the desk to make it easier for them to perform their student duties.



THE FUNCTIONAL DESK

PERFECTION WITHIN
SMALL SPACE

A desk from Kiki collection with the dimensions that fit into the space of every children's room.



COZY WORKING ENVIRONMENT


PRACTICALITY
AND ACCESSIBILITY

A new olive green color and a wide selection of Kiki elements for an efficient and relaxed working environment. Provide enough drawers and shelves for your schoolchildren near their desk.

Front décor




Corpus décor



Handle



ACCESSORIES



F80
WxHxD: 81x1,8x52cm

Optional handle



RT/128



F40
WxHxD: 41x1,8x52cm



RT/224

THE CODES OF THE KIKI COLLECTION ELEMENTS

CLOSETS



Closet P1
WxHxD: 44x236x56cm



Closet P23
WxHxD: 84x236x56cm



Closet P33
WxHxD: 126x236x56cm



Closet PUG
WxHxD: 86x236x86cm



Cabinet OR12
WxHxD: 44x102x37cm

CABINETS


WARDROBES



Wardrobe G1
WxHxD: 44x198x56cm



Wardrobe G2P
WxHxD: 84x198x56cm



Wardrobe G23
WxHxD: 84x198x56cm



Wardrobe G33
WxHxD: 126x198x56cm



Wardrobe GUG
WxHxD: 86x198x86cm



Showcase V22
WxHxD: 44x198x37cm

SHOWCASE

COMMODES



Chest of drawers F4
WxHxD: 84x89x56cm



Commode K12
WxHxD: 86x134x37cm



Commode K22
WxHxD: 86x134x37cm

BEDS



Bed KRSP
WxHxD: 95x175x205cm



Bed KR1
WxHxD: 98x102x205cm



Bed KRT90
WxHxD: 95x75x205cm

Bed rail OK120
WxHxD: 120x29x2cm

BED DRAWERS



Bed KR120
WxHxD: 125x80x205cm



Bed drawer FK80
WxHxD: 199x27x85cm



Bed drawer FK68
WxHxD: 138x27x74cm

BRIDGES



Bed bridge MKR
WxHxD: 209x82x37cm



Desk bridge MRS
WxHxD: 128x82x37cm

SHELVES



Corner shelf UPV
WxHxD: 37x198x37cm

TABLES AND DESKS



Coffee table KLT
WxHxD: 55x50x55cm



Desk RS90
WxHxD: 91x74x50cm



Desk RS
WxHxD: 125x76x60cm



Desk KS6
WxHxD: 125x74x60cm



Night stand NS2
WxHxD: 44x50x37cm



Hanging shelf VS2-94
WxHxD: 94x37x25cm

JOY

GET CREATIVE

Simple and stylish, this kid's room is attractive both for boys and girls. Effect details of bright colors bring joy into space.



SOFT CLOSE



MDF HANDLES

up to **25** mm
CORPUS THICKNESS



ADJUSTABLE FEET



Joy children's room in Polar Pine décor with handles in vivid colors

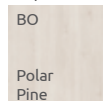


The bed drawer can be transformed into a guest extra bed.



Joy MDF handles

Corpus décor



Front décor (16)



LARGE SELECTION OF JOY ELEMENTS – COMBINE THEM ACCORDING TO YOUR CHILDREN'S NEEDS



01
Wardrobe JOY-G32
WxHxD: 128x200x56cm



02
Commode JOY-K13
WxHxD: 126x84x44cm



03
Night stand JOY-NS2
WxHxD: 44x39x46cm



04
Coffee table JOY-KLS
WxHxD: 57x47x56cm



05
Hanging shelf JOY-VP
WxHxD: 95x35x20cm



Additional Shelf JOY-F
WxHxD: 83x1,8x52cm



06
Desk JOY-KS3
WxHxD: 125x75x60cm



07
Bed JOY-KR90
WxHxD: 95x75x205cm



08
Bed drawer JOY-FK80
WxHxD: 199x27x85cm



Bedrail OK120
WxHxD: 120x29x2cm

NEW IN OUR OFFER

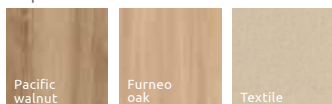
INNOVATIONS IN DESIGN

Every activity in this kitchen becomes a true pleasure thanks to its thoughtfully designed layout and top-tier functionality.


For the first time in our collection, we present glass display cabinets for kitchens—a functional and aesthetically appealing addition. They are available in two widths, 40 cm and 80 cm, and in two heights, 219cm and 238cm, with frames in champagne and anthracite finishes. The interior of the elements can be customized in Pacific Walnut, Furneo Oak or Textile finishes.

A key innovation in the Opera Kitchen is the exceptionally thin aluminum frame, which will also be available in other kitchen programs. The glass fronts, made of gray Parsol glass, are framed with aluminum profiles available in anthracite and champagne colors.

Corpus decor



Front decor










**BOTH SIDE
PAINTED
MDF
FRONTS**

**ANTI
SCRATCH
MAT
SURFACE**
UV LACQUER

Invictus kitchen with mediapan fronts in the new Kashmir mat lacquer color

-  **SOFT CLOSE**
-  **UV LACQUERING**
-  **TEMPERED GLASS**
- 38 mm**
WORKTOP THICKNESS
-  **ADJUSTABLE FEET**
-  **PLINTH 150 mm**

INVICTUS

THE PERFECT REFLECTION OF LUXURY

By choosing a sophisticated cashmere color with a soft matte effect, the shape of the front and profiles in Champagne color, a comfortable feeling was created when using all the accessories that are offered.

Front decor

92IC


Kashmir mat lacquer

Category | 6



3D fronts made of mediapan varnished with UV varnishing technology of surfaces with a soft matte effect

FRONT DESIGN



MAXIMUM PROTECTION ✓
Rubber seal on kitchen plinths

MORE SPACE ✓
Depth of wall units - 32cm

QUALITY AND AESTHETICS ✓
Worktop of 38 mm thickness

EASY INSTALLATION ✓
Mounting the hanging units on the rail


HEIGHT OF WORKING ELEMENTS WITHOUT WORKTOP: 90.5CM ✓

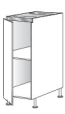



A wide selection of elements for maximum functionality and an original solution for your kitchen


SELECTION OF KITCHEN ELEMENTS OF THE PRICE RANGE 6

* THE PRICE OF THE ELEMENTS INCLUDES ANOXY ALUMINUM MOLDING WHICH HAS A LEVER FUNCTION


BASE ELEMENT WITH WIRE BASKET	
	Code R-15-1K/6 WxHxD: 15x90,5x58cm

BASE ELEMENT WITH ONE DOOR	
	Code R-30-1K/6 WxHxD: 30x90,5x58cm
	R-40-1K/6 WxHxD: 40x90,5x58cm
	R-45-1K/6 WxHxD: 45x90,5x58cm
	R-60-1K/6 WxHxD: 60x90,5x58cm


BASE ELEMENT WITH TWO DOORS	
	Code R-80-2K/6 WxHxD: 80x90,5x58cm
	R-90-2K/6 WxHxD: 90x90,5x58cm


BASE UNIT FOR BUILT-IN DISHWASHER (FULL)	
	Code K45/6 WxHxD: 45x72x1,8cm
	K60/6 WxHxD: 60x72x1,8cm


CORNER BASE UNIT WITH ONE DOOR	
	Code R-UG-1KL/6 WxHxD: 109x90,5x64cm
	*Corpus width 90cm

	R-UG-1KR/6 WxHxD: 109x90,5x64cm
*Corpus width 90cm	

CORNER BASE UNIT WITH ONE DOOR (CORPUS 90CM)	
	Code R-UG-1KZAR/6 WxHxD: 109x90,5x64cm
	*Right opening


	R-UG-1KZAL/6 WxHxD: 109x90,5x64cm
*Left opening	


	R-UG-1KMCR/6 WxHxD: 109x90,5x64cm
*Right opening	


	R-UG-1KMCL/6 WxHxD: 109x90,5x64cm
*Left opening	

BASE ELEMENT FOR BUILT-IN OVEN	
	Code R-60-R/6 WxHxD: 60x90,5x58cm


30 CM BASE ELEMENT FOR ISLAND FORMATION	
	Code R3-40-1K/6 WxHxD: 40x90,5x30cm
	R3-45-1K/6 WxHxD: 45x90,5x30cm
	R3-60-1K/6 WxHxD: 60x90,5x30cm

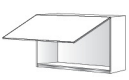
BASE ELEMENT WITH THREE DRAWERS (METALBOX)	
	Code R-40-3MBOX/6 WxHxD: 40x90,5x58cm
	R-45-3MBOX/6 WxHxD: 45x90,5x58cm
	R-60-3MBOX/6 WxHxD: 60x90,5x58cm
	R-80-3MBOX/6 WxHxD: 80x90,5x58cm
	R-90-3MBOX/6 WxHxD: 90x90,5x58cm


BASE ELEMENT WITH TWO DRAWERS (METALBOX)	
	Sifra elementa R-60-2MBOX/6 WxHxD: 60x90,5x58cm
	R-80-2MBOX/6 WxHxD: 80x90,5x58cm
	R-90-2MBOX/6 WxHxD: 90x90,5x58cm

BASE UNIT WITH ONE WIRE BRACKET AND OTHER MBOX DRAWER	
	Code R-80-2MZ/6 WxHxD: 80x90,3x58cm
	R-90-2MZ/6 WxHxD: 90x90,3x58cm

BASE UNIT WITH BUILT-IN FOLDING TABLE	
	Code R-60-3FMS/5 WxHxD: 60x90,5x58cm
	*metalbox

ISLAND FORMATION FRONTS	
	Code Front FR40/6 WxHxD: 40x75x1,9cm
	Front FR45/6 WxHxD: 45x75x1,9cm
	Front FR60/6 WxHxD: 60x75x1,9cm

WALL UNIT WITH ONE LIFT UP DOOR - V3 (H:36CM)	
	Code V3-60-1KP/6 WxHxD: 60x36x32cm
	V3-90-1KP/6 WxHxD: 90x36x32cm

WALL UNIT - OPEN SHELF - V3 (H:36CM)	
	Code V3-60-OP WxHxD: 60x36x31,6cm
	V3-90-OP WxHxD: 90x36x31,6cm

WALL UNIT WITH ONE DOOR -V5(H:55CM)	
	Code V5-60-1K/6 WxHxD: 60x55x32cm

WALL UNIT WITH ONE GLASS DOOR-V5(H:55CM)	
	Code V5-60-1ALP WxHxD: 60x55x32cm


WALL UNIT WITH ONE DOOR-V5(H:55CM)	
	Code V5-90-1KP/6 WxHxD: 90x55x32cm

WALL UNIT WITH ONE LIFT UP GLASS DOOR-V5(H:55CM)	
	Code V5-90-1ALP WxHxD: 90x55x32cm

WALL CORNER UNIT WITH TWO DOOR-V7(H:72CM)	
	Code V7-UG-2K/6 WxHxD: 64x72x64cm

WALL UNIT - OPEN SHELF - V7 (H: 72CM)	
	Code V7-15-OP WxHxD: 15x72x31,6cm

WALL UNIT WITH ONE GLASS DOOR - V7 (H: 72CM)	
	Sifra elementa V7-60-1AL WxHxD: 60x72x32cm


WALL UNIT WITH TWO DOORS - V7 (H: 72CM)	
	Code V7-80-2K/6 WxHxD: 80x72x32cm
	V7-90-2K/6 WxHxD: 90x72x32cm

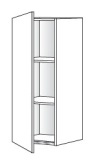
WALL UNIT WITH TWO GLASS DOORS - V7 (H: 72CM)	
	Code V7-80-2AL WxHxD: 80x72x32cm
	V7-90-2AL WxHxD: 90x72x32cm


WALL UNIT WITH TWO LIFT UP DOORS - V7 (H: 72CM)	
	Code V7-90-2KP/6 WxHxD: 90x72x32cm

WALL UNIT WITH TWO LIFT UP DOORS - ONE GLASS, ONE REGULAR- V7 (H: 72CM)	
	Code V7-90-1KALP/6 WxHxD: 90x72x32cm

WALL UNIT WITH TWO LIFT UP GLASS DOORS - V7 (H: 72CM)	
	Code V7-90-2ALP WxHxD: 90x72x32cm

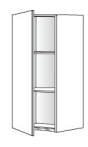
WALL UNIT WITH ONE GLASS DOORS	
	Code V7-45-1AL WxHxD: 45x72x32cm
	V9-45-1AL WxHxD: 45x92x32cm

WALL UNIT WITH ONE DOOR - V7 (H: 72CM)	
	Code V7-30-1K/6 WxHxD: 30x72x32cm
	V7-40-1K/6 WxHxD: 40x72x32cm
	V7-45-1K/6 WxHxD: 45x72x32cm
	V7-60-1K/6 WxHxD: 60x72x32cm


WALL UNIT FOR BUILT-IN SLIDE-OUT HOOD	
	Code A7-60-1KU/6 WxHxD: 60x68x32cm
	A9-60-1KU/6 WxHxD: 60x87x32cm







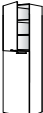





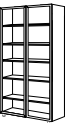
WALL CORNER WITH TWO DOORS - V9 (H: 91CM)	
	Code V9-UG-2K/6 WxHxD: 64x91x64cm






WALL UNIT - OPEN SHELF - V9 (H: 91CM)	
	Code V9-15-OP WxHxD: 15x91x31,6cm

WALL UNIT WITH ONE DOOR - V9 (H: 91CM)	
	Code V9-30-1K/6 WxHxD: 30x91x32cm
	V9-40-1K/6 WxHxD: 40x91x32cm
	V9-45-1K/6 WxHxD: 45x91x32cm
	V9-60-1K/6 WxHxD: 60x91x32cm

WALL UNIT WITH ONE GLASS DOOR - V9 (H:91CM)	
	Code V9-60-1AL WxHxD: 60x91x32cm

WALL UNIT WITH TWO DOOR - V9 (H: 91CM)	
	Code V9-80-2K/6 WxHxD: 80x91x32cm
	V9-90-2K/6 WxHxD: 90x91x32cm

WALL UNIT WITH TWO GLASS DOORS - V9 (H: 91CM)	
	Code V9-90-2AL WxHxD: 90x91x32cm
TALL UNITS WITH BUILT-IN WIRE PANTRY	
	Code K14-30-1KZ/6 WxHxD: 30x147x58cm
TALL UNIT FOR BUILT-IN OWEN WITH ONE DOOR	
	Code K14-60-1KR/6 WxHxD: 60x147x58cm
TALL UNIT FOR BUILT-IN REFRIGERATOR	
	Code K14-60-1KF/6 WxHxD: 60x147x58cm
TALL UNITS WITH BUILT-IN WIRE PANTRY	
	Code K21-30-1KZ/6 WxHxD: 30x219x58cm
	Code K23-30-1KZ/6 WxHxD: 30x219x58cm
TALL UNIT FOR BUILT-IN OVEN WITH TWO DOORS	
	Code K21-60-2KR/6 WxHxD: 60x219x58cm
	Code K23-60-2KR/6 WxHxD: 60x238x58cm
TALL UNIT FOR BUILT-IN RAFRIGERATOR WITH TWO DOORS	
	Code K21-60-2KF/6 WxHxD: 60x219x58cm
	Code K23-60-2KF/6 WxHxD: 60x238x58cm
TALL UNIT FOR BUILT IN OVEN AND MICROWAVE OWEN WITH TWO DOORS	
	Code K21-60-RM/6 WxHxD: 60x219x58cm
	Code K23-60-RM/6 WxHxD: 60x238x58cm
OPEN SHELF UNIT	
	Code K21-30-OP WxHxD: 30x219x31,6cm
	Code K23-30-OP WxHxD: 30x238x31,6cm
BASE ELEMENT WITH ONE WIRE PANTRY	
	Code K21-60-2KZ/6 WxHxD: 60x219x58cm
	Code K23-60-2KZ/6 WxHxD: 60x238x58cm
BASE ELEMENT WITH BUILT-IN WIRE PANTRY	
	Code R30-1KZ/6 WxHxD: 30x87x58cm
TALL UNITS WITH ONE ALUMINIUM DOOR	
	Code K21-40-AL WxHxD: 40x219x34cm
	Code K23-40-AL WxHxD: 40x238x34cm
TALL UNITS WITH TWO ALUMINIUM DOOR	
	Code K21-80-2AL WxHxD: 80x219x34cm
	Code K23-80-2AL WxHxD: 80x238x34cm

ADDITIONAL ALUMINIUM PROFILE	
	Code DALP-C
SIDE PROFILE FOR TALL UNITS	
	Code LK14S WxHxD: 3x147cm
	Code LK21S WxHxD: 3x204cm
	Code LK23S WxHxD: 3x223cm
MIDDLE PROFILE FOR TALL UNITS	
	Code LK14M WxHxD: 3x147cm
	Code LK21M WxHxD: 3x204cm
	Code LK23M WxHxD: 3x223cm
ALIGNING PANEL	
	Code SP
ADDITIONAL ALUMINIUM PROFILE	
	Code DALP-L

K21-40-AL, K21-80-2AL, K23-40-AL, K23-80-2AL ALLUMINIUM DOOR DÉCORS			
			
Šampanj boja	Antracit boja		
V7-15-OP, V9-15-OP, V3-60-OP, V3-90-OP, K23-30-OP K21-30-OP UNIT DÉCORS			
			
Nebraska oak	Pacific walnut	White	Furneo oak
92IC			
Kashmire mat lacquer			

ADDITIONAL EQUIPMENT FOR KITCHEN UNITS OF PRICE RANGE 6

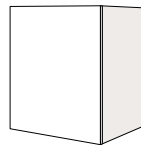
Available in decor:


92
Kashmire mat lacquer

LACQUERED SIDE PANELS

FOR WALL UNITS

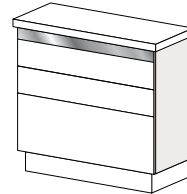
 (16mm)



BP-V3
BP-V5
BP-V7
BP-V9

FOR BASE UNITS WITH DRAWERS

 (16mm)

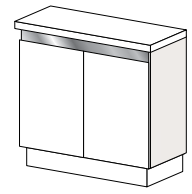


BP-FL *Left side
BP-FR *Right side


 The sketch shows the right panel (BP-FR)

FOR BASE UNITS WITH DOORS

 (16mm)



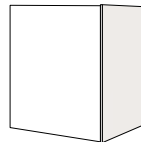
BP-KL *Left side
BP-KR *Right side

 The sketch shows the right panel (BP-KR)

LACQUERED SIDE PANELS

FOR WALL UNITS

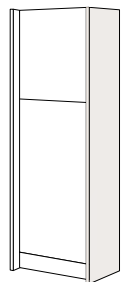
 (16mm)





DP-V3
DP-V5
DP-V7
DP-V9

FOR TALL UNITS

 (18mm)

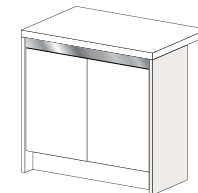


P-K14
P-K21
P-K23

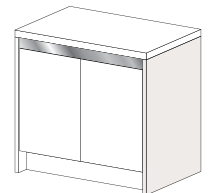
 P-basic equipment for installing tall units
 The package contains two additional panels

FOR BASE UNITS

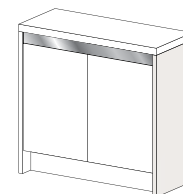
 (16mm)



DP60-LR



DP90-LR

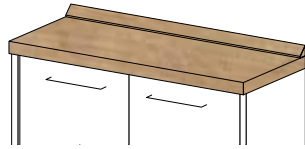


DP-LR

ADDITIONAL EQUIPMENTS FOR KITCHEN UNITS OF PRICE RANGE 6

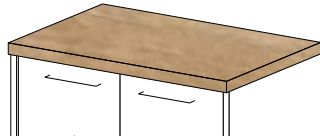
SEALING STRIPS AND WORKTOPS

Sealing strip, 4m long - DL DL-Set
Worktop - RP60




WORKTOP 92cm

Worktop - RP90



Worktop (RP60 ; RP90) and DL SET available in decor:




WALL PANELS

NEW!

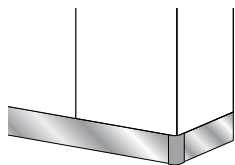
Due to great interest, we are now introducing wall panels in our offer. The wall panels will be available in two lengths, namely:

Wall panel 140cm
ZP140

Wall panel 280cm
ZP280



PLINTH




Plinth INOX
S366 (366cm)
S182 (182cm)

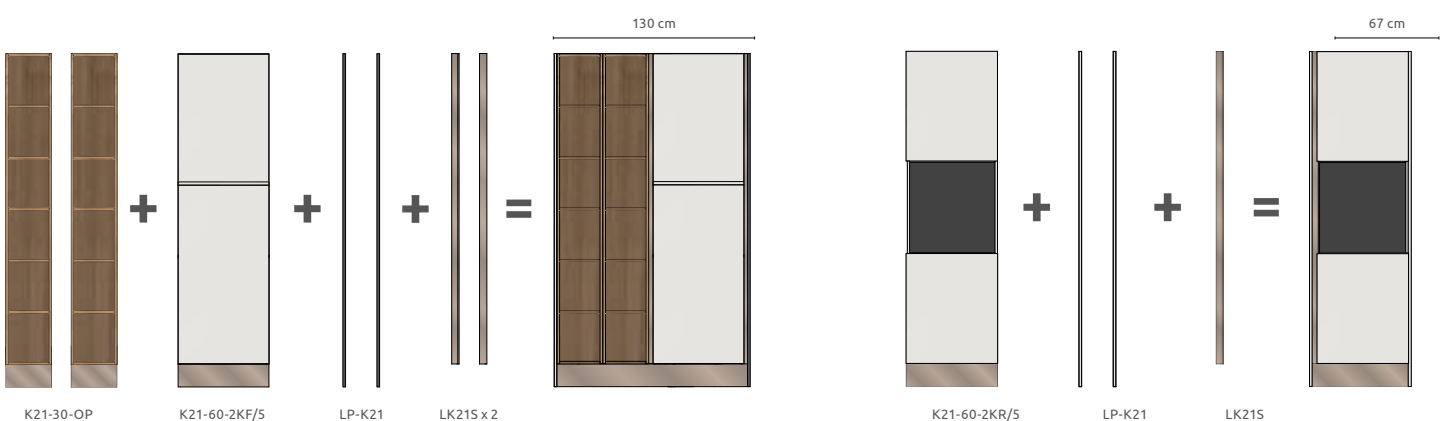
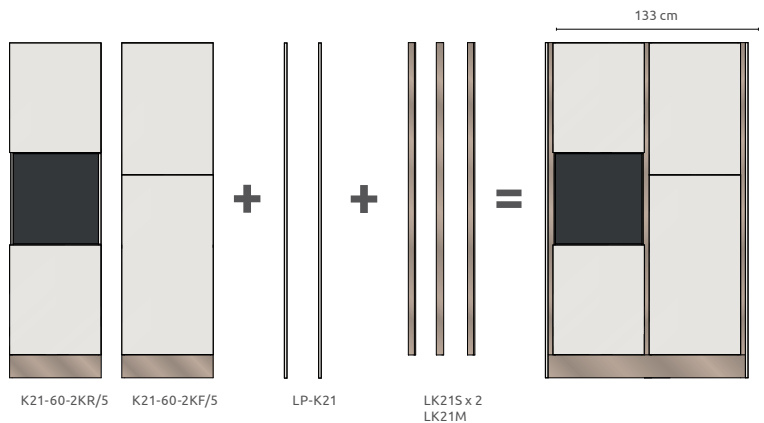
Side plinth SB

VENTILATION GRID FOR BUILT-IN KITCHEN APPLIANCE UNITS

AL-R



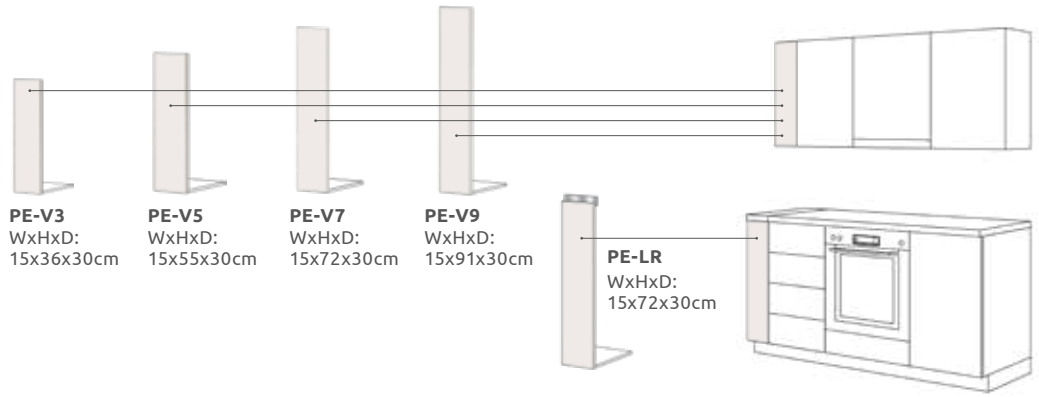
NEW! MULTITUDE COMBINATIONS JUST AS YOU LIKE IT



USE EVERY INCH OF YOUR KITCHEN

ADAPTABLE ELEMENTS IN THE COLOR OF THE KITCHEN FRONT

With the help of adaptable elements create a kitchen in the desired dimensions without any limitations and fill the remaining empty space.



PE-V3
WxHxD:
15x36x30cm

PE-V5
WxHxD:
15x55x30cm

PE-V7
WxHxD:
15x72x30cm

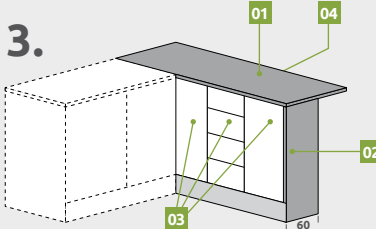
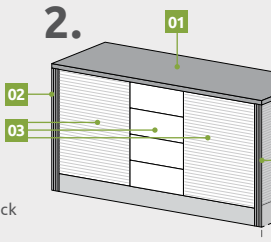
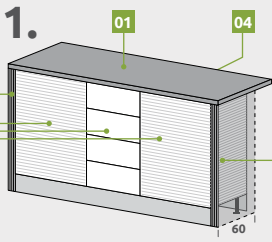
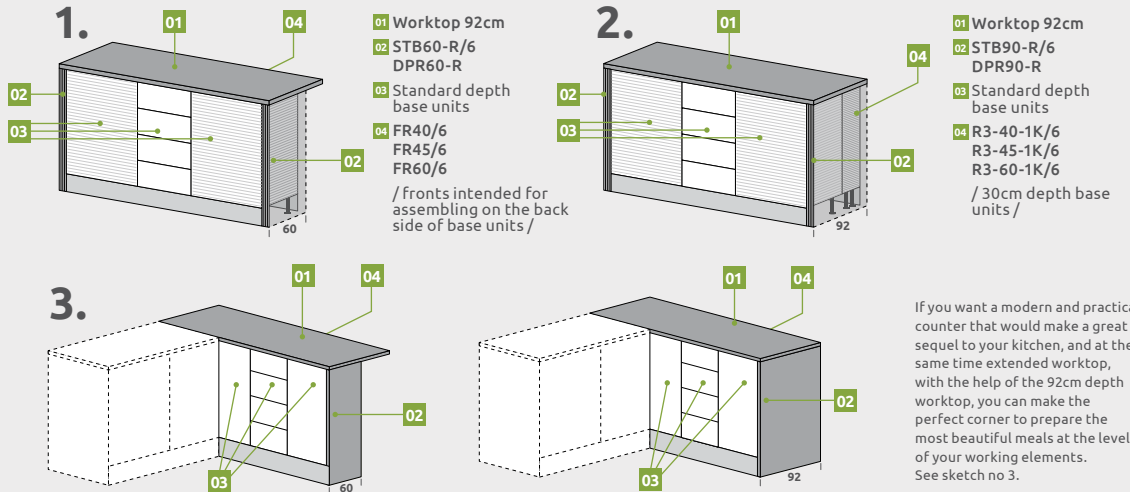
PE-V9
WxHxD:
15x91x30cm

PE-LR
WxHxD:
15x72x30cm

KITCHEN ISLANDS

MODERN AND PRACTICAL SOLUTION

A kitchen island brings many advantages to your home - a modern look of the kitchen, additional work surface, and more storage space. Thanks to the kitchen island storage space you will always have enough room for your small home appliances. In addition, the islands can serve as additional seating space or as a replacement dining table. In sketches 1 and 2 you can look at examples of islands created from a 92cm depth worktop.



If you want a modern and practical counter that would make a great sequel to your kitchen, and at the same time extended worktop, with the help of the 92cm depth worktop, you can make the perfect corner to prepare the most beautiful meals at the level of your working elements. See sketch no 3.

UNITS WITH BUILT-IN ADDITIONS

* WORKTOP AND PLINTH ARE NOT INCLUDED IN THE PRICE

KITCHEN BASE UNIT WITH BUILT-IN FOLDING TABLE



R60-3FMS/5
WxHxD:
60x90,5x58cm

* The indicated heights are without worktop.

TALL UNITS WITH BUILT-IN WIRE PANTRY



K14-30-1KZ/6
WxHxD:
30x147x58cm

* The indicated heights are without worktop.




K21-30-1KZ/6
WxHxD:
30x219x58cm



K23-30-1KZ/6
WxHxD:
30x238x58cm

BASE UNIT WITH ONE WIRE BRACKET AND OTHER METAL BOX DRAWER



R-80-2MZ/6
WxHxD: 80x90,5x58cm

R-90-2MZ/6
WxHxD: 90x90,5x58cm

* The indicated heights are without worktop.

CORNER BASE UNIT WITH WIRE MECHANISM - MAGIC CORNER



R-UG-1KMCR/6
WxHxD: 109x90,5x64cm

* The indicated heights are without worktop.



R-UG-1KMCL/6
WxHxD: 109x90,5x64cm

* The indicated heights are without worktop.



Infinity kitchen is UV lacquered in high gloss in Anthracite or Crystal white color



SOFT CLOSE



UV LACQUERING



TEMPERED GLASS

38mm
WORKTOP THICKNESS



ADJUSTABLE FEET



PLINTH 150 mm

INFINITY

HIGH LEVEL OF AESTHETICS AND QUALITY

Advanced painting technology, a modern profiled profile in the function of a handle and the most modern mechanisms give a special charm to the design of the Infinity collection.

Front décor


70IN	47IN
Crystal white HG lacquer	Anthracite HG lacquer

Category | 5



Wide choice of cabinets for maximum functionality and original design of your kitchen

FRONT DESIGN




MAXIMUM PROTECTION ✓
Rubber seal on kitchen plinths

MORE SPACE ✓
Depth of wall units - 32cm

QUALITY AND AESTHETICS ✓
Worktop of 38 mm thickness

EASY INSTALLATION ✓
Mounting the hanging units on the rail

HEIGHT OF WORKING ELEMENTS WITHOUT WORKTOP: 90.5CM ✓





Wide selection of elements for maximum functionality and original solution of your kitchen.




Glass frame in hanging elements with aluminum frame.





SELECTION OF KITCHEN ELEMENTS OF THE PRICE RANGE 5

* THE PRICE OF THE ELEMENTS INCLUDES ANOXY ALUMINUM MOLDING WHICH HAS A LEVER FUNCTION


BASE ELEMENT WITH WIRE BASKET	
	Code R-15-1K/5 WxHxD: 40x90,5x58cm


BASE ELEMENT WITH ONE DOOR	
	Code R-30-1K/5 WxHxD: 30x90,5x58cm
	R-40-1K/5 WxHxD: 40x90,5x58cm
	R-45-1K/5 WxHxD: 45x90,5x58cm
	R-60-1K/5 WxHxD: 60x90,5x58cm

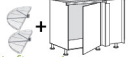
BASE ELEMENT WITH TWO DOORS	
	Code R-80-2K/5 WxHxD: 80x90,5x58cm
	R-90-2K/5 WxHxD: 90x90,5x58cm


BASE UNIT FOR BUILT-IN DISHWASHER (FULL)	
	Code K45/5 WxHxD: 45x72x1,8cm
	K60/5 WxHxD: 60x72x1,8cm


CORNER BASE UNIT WITH ONE DOOR	
	Code R-UG-1KL/5 WxHxD: 109x90,5x64cm

	Code R-UG-1KR/5 WxHxD: 109x90,5x64cm
---	---


CORNER BASE UNIT WITH ONE DOOR (CORPUS 90CM)	
	Code R-UG-1KZAR/5 WxHxD: 109x90,5x64cm

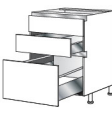
	Code R-UG-1KZAL/5 WxHxD: 109x90,5x64cm
--	---


	Code R-UG-1KMCR/5 WxHxD: 109x90,5x64cm
--	---


	Code R-UG-1KMCL/5 WxHxD: 109x90,5x64cm
--	---

BASE ELEMENT FOR BUILT-IN OVEN	
	Code R-60-R/5 WxHxD: 60x90,5x58cm


30 CM BASE ELEMENT FOR ISLAND FORMATION	
	Code R3-40-1K/5 WxHxD: 40x90,5x30cm
	R3-45-1K/5 WxHxD: 45x90,5x30cm
	R3-60-1K/5 WxHxD: 60x90,5x30cm


BASE ELEMENT WITH THREE DRAWERS (METALBOX)	
	Code R-40-3MBOX/5 WxHxD: 40x90,5x58cm
	R-45-3MBOX/5 WxHxD: 45x90,5x58cm
	R-60-3MBOX/5 WxHxD: 60x90,5x58cm
	R-80-3MBOX/5 WxHxD: 80x90,5x58cm
	R-90-3MBOX/5 WxHxD: 90x90,5x58cm

BASE ELEMENT WITH TWO DRAWERS (METALBOX)	
	Sifra elementa Code R-60-2MBOX/5 WxHxD: 60x90,5x58cm
	R-80-2MBOX/5 WxHxD: 80x90,5x58cm
	R-90-2MBOX/5 WxHxD: 90x90,5x58cm

BASE UNIT WITH ONE WIRE BRACKET AND OTHER MBOX DRAWER	
	Code R-80-2MZ/5 WxHxD: 80x90,3x58cm
	R-90-2MZ/5 WxHxD: 90x90,3x58cm

BASE UNIT WITH BUILT-IN FOLDING TABLE	
	Code R-60-3FMS/5 WxHxD: 60x90,5x58cm <i>*metalbox</i>

ISLAND FORMATION FRONTS	
	Code Front FR40/5 WxHxD: 40x75x1,9cm
	Front FR45/5 WxHxD: 45x75x1,9cm
	Front FR60/5 WxHxD: 60x75x1,9cm

WALL UNIT WITH ONE LIFT UP DOOR - V3 (H:36CM)	
	Code V3-60-1KP/5 WxHxD: 60x36x32cm
	V3-90-1KP/5 WxHxD: 90x36x32cm


WALL UNIT - OPEN SHELF - V3 (H:36CM)	
	Code V3-60-OP WxHxD: 60x36x31,6cm
	V3-90-OP WxHxD: 90x36x31,6cm

WALL UNIT WITH ONE DOOR-V5(H:55CM)	
	Code V5-60-1K/5 WxHxD: 60x55x32cm

WALL UNIT WITH ONE GLASS DOOR-V5(H:55CM)	
	Code V5-60-1ALP WxHxD: 60x55x32cm


WALL UNIT WITH ONE DOOR-V5(H:55CM)	
	Code V5-90-1KP/5 WxHxD: 90x55x32cm

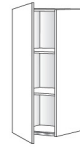
WALL UNIT WITH ONE LIFT UP GLASS DOOR-V5(H:55CM)	
	Code V5-90-1ALP WxHxD: 90x55x32cm

WALL CORNER UNIT WITH TWO DOOR-V7(H:72CM)	
	Code V7-UG-2K/5 WxHxD: 64x72x64cm


WALL UNIT - OPEN SHELF - V7 (H: 72CM)	
	Code V7-15-OP WxHxD: 15x72x31,6cm

ALIGNING PANEL	
	Code SP


WALL UNIT WITH TWO DOORS - V7 (H: 72CM)	
	Code V7-80-2K/5 WxHxD: 80x72x32cm
	V7-90-2K/5 WxHxD: 90x72x32cm

WALL UNIT WITH ONE DOOR - V7 (H: 72CM)	
	Code V7-30-1K/5 WxHxD: 30x72x32cm
	V7-40-1K/5 WxHxD: 40x72x32cm
	V7-45-1K/5 WxHxD: 45x72x32cm
	V7-60-1K/5 WxHxD: 60x72x32cm


WALL UNIT WITH ONE GLASS DOOR - V7 (H: 72CM)	
	Sifra elementa Code V7-60-1AL WxHxD: 60x72x32cm

WALL UNIT WITH TWO GLASS DOORS - V7 (H: 72CM)	
	Code V7-80-2AL WxHxD: 80x72x32cm
	V7-90-2AL WxHxD: 90x72x32cm

WALL UNIT WITH TWO LIFT UP DOORS - V7 (H: 72CM)	
	Code V7-90-2KP/5 WxHxD: 90x72x32cm

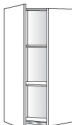
WALL UNIT WITH TWO LIFT UP DOORS - ONE GLASS, ONE REGULAR - V7 (H: 72CM)	
	Code V7-90-1KALP/5 WxHxD: 90x72x32cm

WALL UNIT WITH TWO LIFT UP GLASS DOORS - V7 (H: 72CM)	
	Code V7-90-2ALP WxHxD: 90x72x32cm

WALL UNIT WITH ONE GLASS DOORS	
	Code V7-45-1AL WxHxD: 45x72x32cm
	V9-45-1AL WxHxD: 45x92x32cm

WALL CORNER WITH TWO DOORS - V9 (H: 91CM)	
	Code V9-UG-2K/5 WxHxD: 64x91x64cm





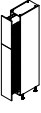
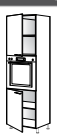

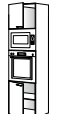




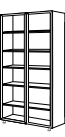
WALL UNIT - OPEN SHELF - V9 (H: 91CM)	
	Code V9-15-OP WxHxD: 15x91x31,6cm





WALL UNIT WITH ONE DOOR-V9 (H:91CM)	
	Code V9-30-1K/5 WxHxD: 30x91x32cm
	V9-40-1K/5 WxHxD: 40x91x32cm
	V9-45-1K/5 WxHxD: 45x91x32cm
	V9-60-1K/5 WxHxD: 60x91x32cm











WALL UNIT WITH ONE GLASS DOOR - V9 (H:91CM)	
	Code V9-60-1AL WxHxD: 60x91x32cm

WALL UNIT WITH TWO DOOR - V9 (H: 91CM)	
	Code V9-80-2K/5 WxHxD: 80x91x32cm
	V9-90-2K/5 WxHxD: 90x91x32cm

WALL UNIT WITH TWO GLASS DOORS - V9 (H: 91CM)	
	Code V9-90-2AL WxHxD: 90x91x32cm

WALL UNIT FOR BUILT-IN SLIDE-OUT HOOD	
*Push to open	Code
	A7-60-1KU/5 WxHxD: 60x68x32cm
	A9-60-1KU/5 WxHxD: 60x87x32cm
TALL UNITS WITH BUILT-IN WIRE PANTRY	
	Code
	K14-30-1KZ/5 WxHxD: 30x147x58cm
TALL UNIT FOR BUILT-IN OWEN WITH ONE DOOR	
	Code
	K14-60-1KR/5 WxHxD: 60x147x58cm
TALL UNIT FOR BUILT-IN REFRIGERATOR	
	Code
	K14-60-1KF/5 WxHxD: 60x147x58cm
TALL UNITS WITH BUILT-IN WIRE PANTRY	
	Code
	K21-30-1KZ/5 WxHxD: 30x219x58cm
	K23-30-1KZ/5 WxHxD: 30x219x58cm
TALL UNIT FOR BUILT-IN OVEN WITH TWO DOORS	
	Code
	K21-60-2KR/5 WxHxD: 60x219x58cm
	K23-60-2KR/5 WxHxD: 60x238x58cm
TALL UNIT FOR BUILT-IN RAFRIGERATOR WITH TWO DOORS	
	Code
	K21-60-2KF/5 WxHxD: 60x219x58cm
	K23-60-2KF/5 WxHxD: 60x238x58cm
TALL UNIT FOR BUILT IN OVEN AND MICROWAVE OWEN WITH TWO DOORS	
	Code
	K21-60-RM/5 WxHxD: 60x219x58cm
	K23-60-RM/5 WxHxD: 60x238x58cm
OPEN SHELF UNIT	
	Code
	K21-30-OP WxHxD: 30x219x31,6cm
	K23-30-OP WxHxD: 30x238x31,6cm
BASE ELEMENT WITH BUILT-IN WIRE PANTRY	
NEW! 	Code
	R30-1KZ/5 WxHxD: 30x87x58cm
TALL UNIT WITH ONE WIRE PANTRY	
NEW! 	Code
	K21-60-2KZ/5 WxHxD: 60x219x58cm
	K23-60-2KZ/5 WxHxD: 60x238x58cm
TALL UNITS WITH ONE ALUMINIUM DOOR	
NEW! 	Code
	K21-40-AL WxHxD: 40x219x34cm
	K23-40-AL WxHxD: 40x238x34cm
TALL UNITS WITH TWO ALUMINIUM DOOR	
NEW! 	Code
	K21-80-2AL WxHxD: 80x219x34cm
	K23-80-2AL WxHxD: 80x238x34cm

ADDITIONAL ALUMINIUM PROFILE	
	Code
	DALP-C
SIDE PROFILE FOR TALL UNITS	
	Code
	LK14S WxHxD: 3x147cm
	LK21S WxHxD: 3x204cm
	LK23S WxHxD: 3x223cm
MIDDLE PROFILE FOR TALL UNITS	
	Code
	LK14M WxHxD: 3x147cm
	LK21M WxHxD: 3x204cm
	LK23M WxHxD: 3x223cm
ADDITIONAL ALUMINIUM PROFILE	
	Code
	DALP-L

K21-40-AL, K21-80-2AL, K23-40-AL, K23-80-2AL ALLUMINIUM DOOR DÉCORS			
83 	44 		
Sampanj boja	Antracit boja		
AVAILABLE DÉCORS FOR TALL UNITS			
Decors of additional lacquered panels			
47 	70 		
Anthracite HG lacquer	Crystal white HG lacquer		
V7-15-OP, V9-15-OP, V3-60-OP, V3-90-OP, K23-30-OP, K21-30-OP UNIT DÉCORS			
NE 	PO 	BE 	84 
Nebraska oak	Pacific walnut	White	Furneo oak
47 	70 		
Anthracite HG lacquer	Crystal white HG lacquer		

ADDITIONAL EQUIPMENT FOR KITCHEN UNITS OF PRICE RANGE 5

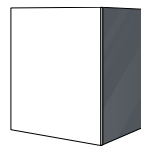
Available in decor: *



LACQUERED SIDE PANELS

FOR WALL UNITS

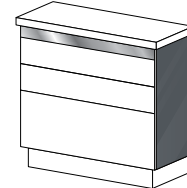
* (16mm)



BP-V3
BP-V5
BP-V7
BP-V9

FOR BASE UNITS WITH DRAWERS

* (16mm)

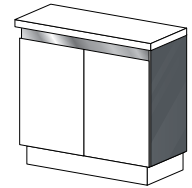


BP-FL *Left side
BP-FR *Right side

* The sketch shows the right panel (BP-FR)

FOR BASE UNITS WITH DOORS

* (16mm)



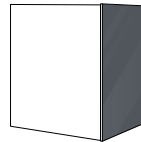
BP-KL *Left side
BP-KR *Right side

* The sketch shows the right panel (BP-KR)

LACQUERED SIDE PANELS

FOR WALL UNITS

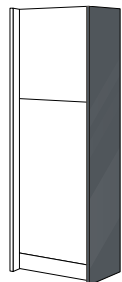
* (16mm)



DP-V3
DP-V5
DP-V7
DP-V9

FOR TALL UNITS

* (18mm)

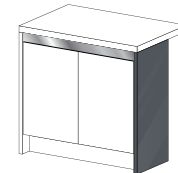


P-K14
P-K21
P-K23

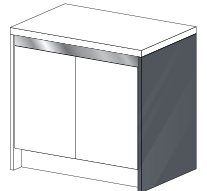
* P-basic equipment for installing tall units
* The package contains two additional panels

FOR BASE UNITS

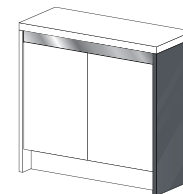
* (16mm)



DP60-LR



DP90-LR



DP-LR

ADDITIONAL EQUIPMENTS FOR KITCHEN UNITS OF PRICE RANGE 5

SEALING STRIPS AND WORKTOPS


Sealing strip, 4m long - **DL DL-Set**
Worktop - **RP60**



WORKTOP 92cm

Worktop - **RP90**

Worktop (RP60 ; RP90) and DL SET available in decor:



WALL PANELS


NEW!

Due to great interest, we are now introducing wall panels in our offer. The wall panels will be available in two lengths, namely:

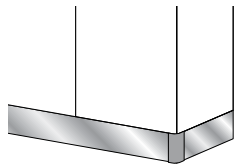
Wall panel 140cm
ZP140

Wall panel 280cm
ZP280

Wall panel (ZP140 ; ZP280) available in decor:



PLINTH




Plinth INOX
S366 (366cm)
S182 (182cm)

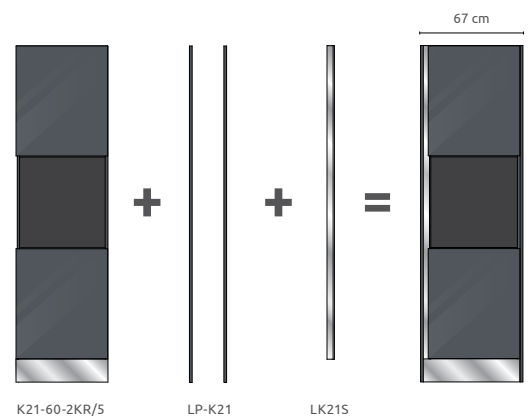
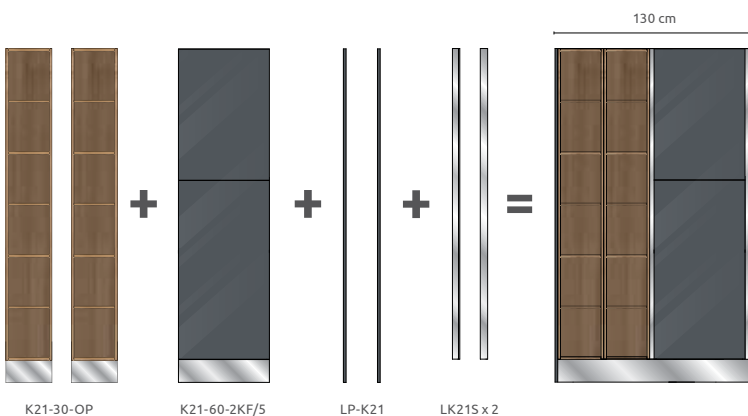
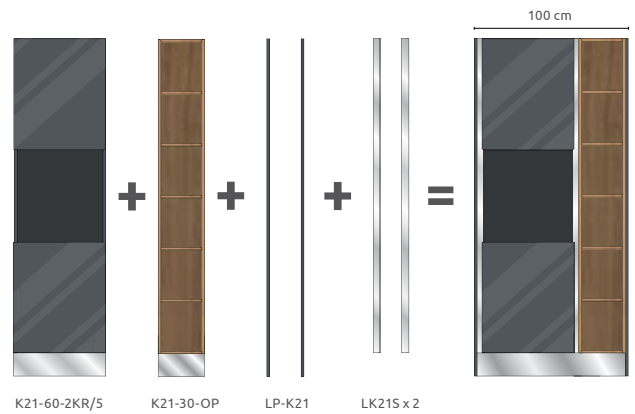
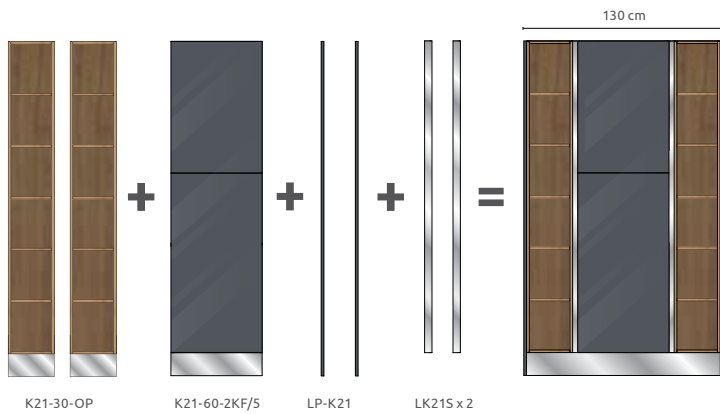
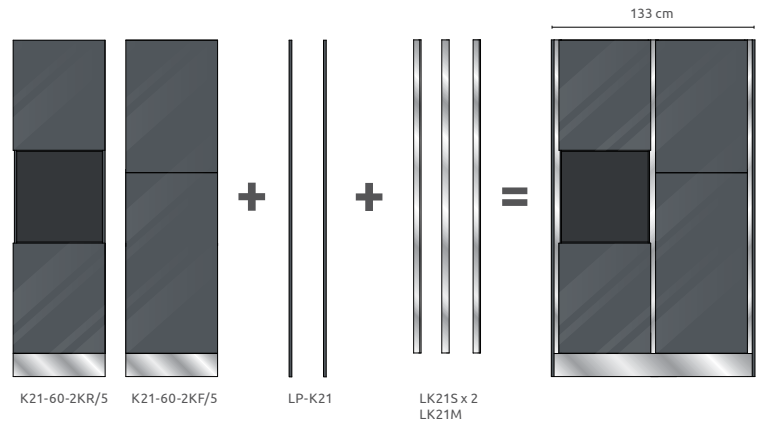
Side plinth SB

VENTILATION GRID FOR BUILT-IN KITCHEN APPLIANCE UNITS

AL-R



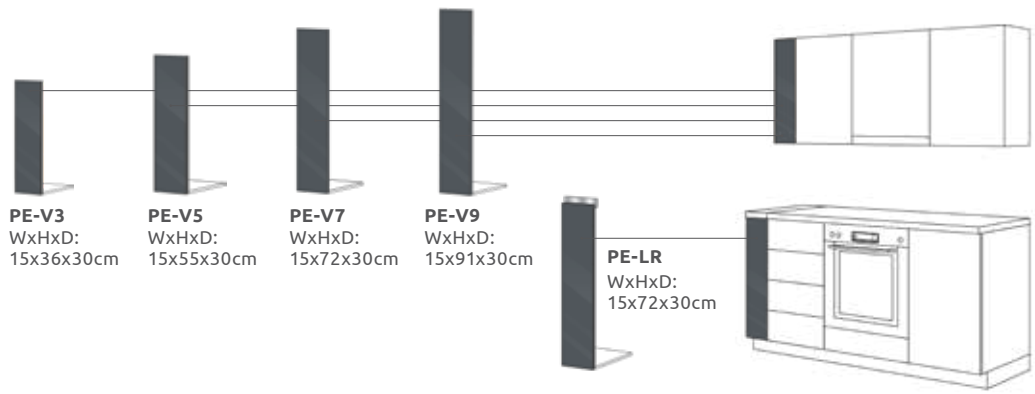
NEW! MULTITUDE COMBINATIONS JUST AS YOU LIKE IT



USE EVERY INCH OF YOUR KITCHEN

ADAPTABLE ELEMENTS IN THE COLOR OF THE KITCHEN FRONT

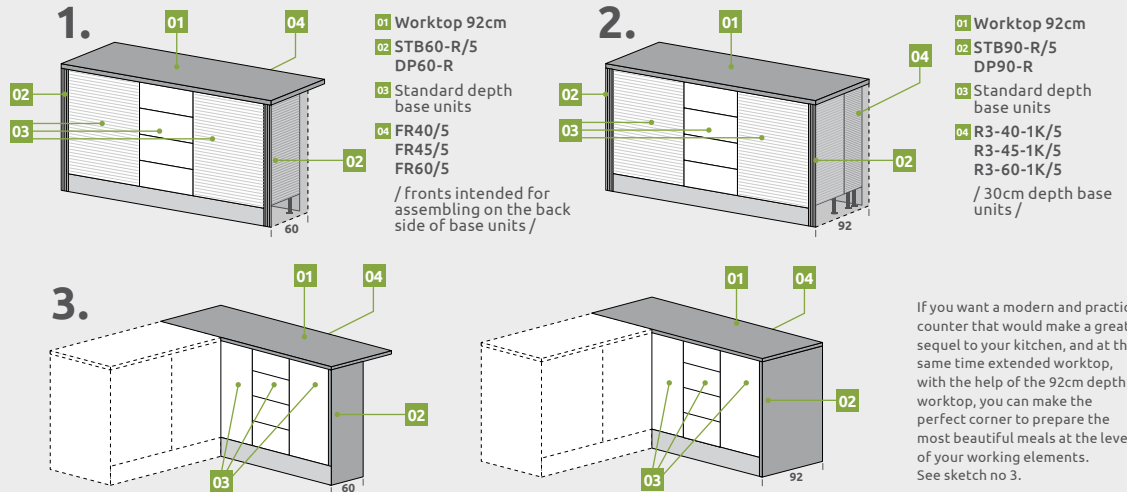
With the help of adaptable elements create a kitchen in the desired dimensions without any limitations and fill the remaining empty space.



KITCHEN ISLANDS

MODERN AND PRACTICAL SOLUTION

A kitchen island brings many advantages to your home - a modern look of the kitchen, additional work surface, and more storage space. Thanks to the kitchen island storage space you will always have enough room for your small home appliances. In addition, the islands can serve as additional seating space or as a replacement dining table. In sketches 1 and 2 you can look at examples of islands created from a 92cm depth worktop.



UNITS WITH BUILT-IN ADDITIONS

* WORKTOP AND PLINTH ARE NOT INCLUDED IN THE PRICE

KITCHEN BASE UNIT WITH BUILT-IN FOLDING TABLE



R60-3FMS/5
WxHxD: 60x90,5x58cm


* The indicated heights are without worktop.

TALL UNITS WITH BUILT-IN WIRE PANTRY



* The indicated heights are without worktop.

BASE UNIT WITH ONE WIRE BRACKET AND OTHER METAL BOX DRAWER




R-80-2MZ/5
WxHxD: 80x90,5x58cm

R-90-2MZ/5
WxHxD: 90x90,5x58cm

* The indicated heights are without worktop.

CORNER BASE UNIT WITH WIRE MECHANISM - MAGIC CORNER



R-UG-1KMCR/5
WxHxD: 109x90,5x64cm

* The indicated heights are without worktop.

R-UG-1KML/5
WxHxD: 109x90,5x64cm

* The indicated heights are without worktop.



The fronts of the Opera collection are enriched with profiled moldings made of MDF, creating a frame effect and adding refinement to every detail.



The Opera kitchen is a blend of modern design, innovative solutions, and top-quality craftsmanship.

OPERA NEW!

THE ART OF A MODERN LIVING CONCEPT

The Opera kitchen is designed to bring warmth and elegance to any space. Its sophisticated look and calm form enhance every moment spent in the kitchen.

Category | 4



CARVED MDF



SOFT CLOSE



UV LACQUERING



PARSOL GLASS



INTEGRATED LED LIGHTING




INNER SURFACES IN DECOR



ALLUMINIUM FRAME

FRONT APPEARANCE



Front decor



92
Cashmere
matt lacquer

- ✓ **SAFE PROTECTION**
Rubber seal on plinths
- ✓ **MORE SPACE**
Depth of upper elements: 32 cm
- ✓ **QUALITY & AESTHETICS**
Worktop thickness: 38 mm
- ✓ **EASY INSTALLATION**
Installation of upper elements on a rail



UV LACQUER
ANTI SCRATCH
MAT SURFACE
BOTH SIDE PAINTED
MDF
FRONTS

Tara kitchen with the MDF fronts in Graphite mat lacquer décor



Front of profiled 3D MDF



A higher level of elegance through a combination of graphite color and golden details

TARA

SYNONYM FOR LUXURY AND ELEGANCE

Fronts of profiled 3D MDF, in Graphite and White mat color, with perfectly smooth surface leave the impression of elegance and sophistication.

Two completely different colors provide easy fit both in modern and retro-designed spaces.

Price range | 4



CARVED MDF



SOFT CLOSE



UV LACQUERING



TEMPERED GLASS



38^{mm} WORKTOP THICKNESS



ADJUSTABLE FEET

FRONT DESIGN



Front décor

45TA

Graphite mat lacquer



R30/128

- ✓ **MAXIMUM PROTECTION**
Rubber seal on kitchen plinths
- ✓ **MORE SPACE**
Depth of wall units - 32cm
- ✓ **QUALITY AND AESTHETICS**
Worktop of 38 mm thickness
- ✓ **EASY INSTALLATION**
Mounting the hanging units on the rail



BOTH SIDE
PAINTED
MDF
FRONTS

**ANTI
SCRATCH**
UV LACQUER
**MAT
SURFACE**

Tara kitchen with the MDF fronts in White mat lacquer décor



Decorative tempered glass



Decorative columns and stripes




Complete the look with a handle of your choice

Front décor
31TA
White mat
lacquer



FRONT DESIGN





UV LACQUER
ANTI SCRATCH
MAT SURFACE
BOTH SIDE PAINTED
MDF
FRONTS

Evergreen kitchen with MDF fronts in Ivory mat lacquer



Tall unit with built-in pantry

EVERGREEN

THE CHARM OF THE PAST
IN THE MODERN HOME

Evergreen kitchen is an excellent example of combining the modern with the rustic. The stylish look of the MDF front together with the Antic handle makes this kitchen ideal for tradition lovers.

Price range | 4



CARVED
MDF



SOFT
CLOSE



UV
LACQUERING




TEMPERED
GLASS

38
mm
WORKTOP
THICKNESS



ADJUSTABLE
FEET

FRONT DESIGN



Front décor

98EV

Ivory mat
lacquer



R10/128

- ✓ **MAXIMUM PROTECTION**
Rubber seal on kitchen plinths
- ✓ **MORE SPACE**
Depth of wall units - 32cm
- ✓ **QUALITY AND AESTHETICS**
Worktop of 38 mm thickness
- ✓ **EASY INSTALLATION**
Mounting the hanging units on the rail




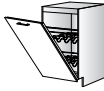















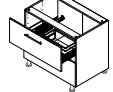

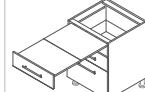
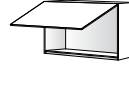





Practical elements for built-in appliances

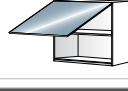




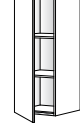

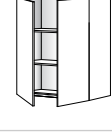



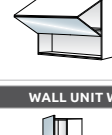




SELECTION OF KITCHEN ELEMENTS OF THE PRICE RANGE 4

* WORKTOP AND PLINTH ARE NOT INCLUDED IN THE PRICE

BASE ELEMENT WITH WIRE BASKET	
	Code R-15-1K/4 WxHxD: 15x87x58cm
BASE ELEMENT WITH ONE DOOR	
	Code R-30-1K/4 WxHxD: 30x87x58cm
	R-40-1K/4 WxHxD: 40x87x58cm
	R-45-1K/4 WxHxD: 45x87x58cm
	R-60-1K/4 WxHxD: 60x87x58cm
BASE ELEMENT WITH TWO DOORS	
	Code R-60-2K/4 WxHxD: 60x87x58cm
	R-80-2K/4 WxHxD: 80x87x58cm
	R-90-2K/4 WxHxD: 90x87x58cm
BASE UNIT FOR BUILT-IN DISHWASHER (FULL)	
	Code K45/4 WxHxD: 45x72x1,8cm
	K60/4 WxHxD: 60x72x1,8cm
*Without corpus unit	
BASE UNIT FOR BUILT-IN DISHWASHER (PARTIAL)	
	Code K45D/4 WxHxD: 45x57x1,8cm
	K60D/4 WxHxD: 60x57x1,8cm
*Without corpus unit	
CORNER BASE UNIT WITH ONE DOOR	
	Code R-UG-1K/4 WxHxD: 109x87x64cm
	*Corpus width 90cm
	Code R-UG-1KZA/4 WxHxD: 109x87x64cm
	*Corpus width 90cm
	Code R-UG-1KMCL/4 WxHxD: 109x87x64cm
	*Left opening
	Code R-UG-1KMCR/4 WxHxD: 109x87x64cm
	*Right opening
CORNER BASE UNIT WITH TWO DOORS	
	Code R-UG-2K/4 WxHxD: 94x87x94cm
	
BASE ELEMENT FOR BUILT-IN OVEN	
	Code R-60-R/4 WxHxD: 60x87x58cm
30 CM BASE ELEMENT FOR ISLAND FORMATION	
	Code R3-40-1K/4 WxHxD: 40x87x30cm
	R3-45-1K/4 WxHxD: 45x87x30cm
	R3-60-1K/4 WxHxD: 60x87x30cm
BASE ELEMENT WITH BUILT-IN WIRE PANTRY	
	Code R30-1KZ/4 WxHxD: 30x87x58cm


BASE ELEMENT WITH FOUR DRAWERS (METAL BOX)	
	Code R-40-4MBOX/4 WxHxD: 40x87x58cm
	R-45-4MBOX/4 WxHxD: 45x87x58cm
BASE ELEMENT WITH THREE DRAWERS (METAL BOX)	
	Code R-40-3MBOX/4 WxHxD: 40x87x58cm
	R-45-3MBOX/4 WxHxD: 45x87x58cm
BASE ELEMENT WITH TWO DRAWERS (METAL BOX)	
	Code R-60-2MBOX/4 WxHxD: 60x87x58cm
	R-80-2MBOX/4 WxHxD: 80x87x58cm
	R-90-2MBOX/4 WxHxD: 90x87x58cm
BASE UNIT WITH ONE WIRE BRACKET AND OTHER MBOX DRAWER	
	Code R-80-2MZ/4 WxHxD: 60x87x58cm
	R-90-2MZ/4 WxHxD: 80x87x58cm
BASE ELEMENT WITH THREE DRAWERS (METAL BOX)	
	Code R-60-3MBOX/4 WxHxD: 60x87x58cm
	R-80-3MBOX/4 WxHxD: 80x87x58cm
	R-90-3MBOX/4 WxHxD: 90x87x58cm
BASE UNIT WITH BUILT-IN FOLDING TABLE	
	Code R-60-3FMS/4 WxHxD: 60x87x58cm
	*metalbox
WALL UNIT WITH ONE LIFT UP DOOR - V3 (H:36CM)	
	Code V3-60-1KP/4 WxHxD: 60x36x32cm
	V3-90-1KP/4 WxHxD: 90x36x32cm
	WALL UNIT - OPEN SHELF - V3 (H:36CM)
	Code V3-60-OP/4 WxHxD: 60x36x31,6cm
	V3-90-OP/4 WxHxD: 90x36x31,6cm
ISLAND FORMATION FRONTS	
	Code Front FR40/4 WxHxD: 40x72x1,9cm
	Front FR45/4 WxHxD: 45x72x1,9cm
	Front FR60/4 WxHxD: 60x72x1,9cm
WALL UNIT WITH ONE DOOR - V5 (H:55CM)	
	Code V5-60-1K/4 WxHxD: 60x55x32cm
	WALL UNIT WITH ONE GLASS DOOR - V5 (H:55CM)
	Code V5-60-1KS/4 WxHxD: 60x55x32cm
	WALL UNIT WITH ONE GLASS DOOR - V5 (H:55CM)
	Code V5-90-1KSP/4 WxHxD: 90x55x32cm

WALL UNIT WITH ONE ALUMINIUM DOOR - V5 (H:55CM)	
	Code V5-60-1ALP WxHxD: 60x55x32cm
	WALL UNIT WITH ONE LIFT UP ALUMINIUM DOOR - V5 (H:55CM)
	Code V5-90-1ALP WxHxD: 90x55x32cm
	WALL CORNER UNIT WITH ONE DOOR - V7 (H:72CM)
	Code V7-UG-1K/4 WxHxD: 64x72x64cm
	WALL CORNER UNIT WITH TWO DOOR S- V7 (H:72CM)
	Code V7-UG-2K/4 WxHxD: 64x72x64cm
	WALL UNIT - OPEN SHELF - V7 (H:72CM)
	Code V7-15-OP WxHxD: 15x72x32cm
	WALL UNIT WITH ONE DOOR - V7 (H:72CM)
	Code V7-30-1K/4 WxHxD: 30x72x32cm
	V7-40-1K/4 WxHxD: 40x72x32cm
	V7-45-1K/4 WxHxD: 45x72x32cm
	V7-60-1K/4 WxHxD: 60x72x32cm
WALL UNIT WITH ONE GLASS DOOR - V7 (H:72CM)	
	Code V7-40-1KS/4 WxHxD: 40x72x32cm
	V7-45-1KS/4 WxHxD: 45x72x32cm
	V7-60-1KS/4 WxHxD: 60x72x32cm
WALL UNIT WITH TWO DOORS - V7 (H:72CM)	
	Code V7-60-2K/4 WxHxD: 60x72x32cm
	V7-80-2K/4 WxHxD: 80x72x32cm
	V7-90-2K/4 WxHxD: 90x72x32cm
WALL UNIT WITH TWO GLASS DOORS - V7 (H:72CM)	
	Code V7-80-2KS/4 WxHxD: 80x72x32cm
	V7-90-2KS/4 WxHxD: 90x72x32cm
WALL UNIT WITH TWO LIFT UP DOORS - V7 (H:72CM)	
	Code V7-90-2KP/4 WxHxD: 90x72x32cm
	WALL UNIT WITH TWO LIFT UP DOORS, ONE GLASS, ONE REGULAR - V7 (H:72CM)
	Code V7-90-1K1SP/4 WxHxD: 90x72x32cm
	WALL UNIT WITH TWO LIFT UP DOORS - ONE GLASS, ONE REGULAR - V7 (H:72CM)
	Code V7-90-1KALP/4 WxHxD: 90x72x32cm
	WALL UNIT WITH ONE ALUMINIUM DOOR - V7 (H:72CM)
	Code V7-45-1AL WxHxD: 45x72x32cm
	WALL UNIT WITH ONE ALUMINIUM DOOR - V7 (H:72CM)
	Code V7-60-1AL WxHxD: 60x72x32cm

WALL UNIT WITH TWO ALUMINIUM DOOR - V7 (H: 72CM)

Code


V7-80-2AL
WxHxD: 80x72x32cm



WALL UNIT WITH TWO ALUMINIUM DOOR - V7 (H: 72CM)

Code


V7-90-2AL
WxHxD: 90x72x32cm



WALL UNIT WITH TWO LIFT UP GLASS DOORS - V7 (H: 72CM)

Code


V7-90-2KSP/4
WxHxD: 90x72x32cm



WALL UNIT WITH TWO LIFT UP ALUMINIUM DOORS - V7 (H: 72CM)

Sifra elementa


V7-90-2ALP
WxHxD: 90x72x32cm



WALL UNIT WITH ONE ALUMINIUM DOOR - V9 (H: 72CM)

Code


V9-45-1AL
WxHxD: 45x91x32cm



WALL UNIT WITH ONE ALUMINIUM DOOR - V9 (H: 91CM)

Code


V9-60-1AL
WxHxD: 60x91x32cm



WALL UNIT WITH TWO ALUMINIUM DOOR - V9 (H: 91CM)

Code


V9-90-2AL
WxHxD: 90x91x32cm



WALL UNIT OPEN SHELF - V9 (H: 91CM)

Code


V9-15-OP
WxHxD: 15x91x32cm



WALL UNIT OPEN SHELF - V9 (H: 91CM)

Code

V9-UG-2K/4
WxHxD: 64x91x64cm



WALL UNIT WITH ONE DOOR - V9 (H: 91CM)

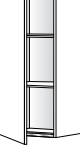
Code

V9-30-1K/4
WxHxD: 30x91x32cm

V9-40-1K/4
WxHxD: 40x91x32cm

V9-45-1K/4
WxHxD: 45x91x32cm


V9-60-1K/4
WxHxD: 60x91x32cm



VIŠEĆI ELEMENT SA DVA STAKLENA KRILA - V9 (H: 91CM)

Code

V9-90-2KS/4
WxHxD: 90x91x32cm




WALL UNIT WITH ONE GLASS DOOR - V9 (H: 91CM)

Code

V9-45-1KS/4
WxHxD: 45x91x32cm

V9-60-1KS/4
WxHxD: 60x91x32cm




WALL UNIT WITH TWO DOORS - V9 (H: 91CM)

Code

V9-60-2K/4
WxHxD: 60x91x32cm

V9-80-2K/4
WxHxD: 80x91x32cm

V9-90-2K/4
WxHxD: 90x91x32cm



CORNER WALL UNIT WITH ONE DOOR - V9 (H: 91CM)

Code

V9-UG-1K/4
WxHxD: 64x91x64cm



ALIGNING PANEL

Code

SP




WALL UNIT FOR BUILT-IN SLIDE-OUT HOOD

Code

A7-60-1KU/4
WxHxD: 60x68x32cm

A9-60-1KU/4
WxHxD: 60x87x32cm




WALL UNIT FOR BUILT-IN HOOD

*Unit is available only in EG collection

Code

A7-60-1K/4
WxHxD: 60x55x32cm


A9-60-1K/4
WxHxD: 60x74x32cm



TALL UNITS WITH BUILT-IN WIRE PANTRY

Code


K14-30-1KZ/4
WxHxD: 30x147x58cm



TALL UNIT FOR BUILT-IN OVEN WITH ONE DOOR

Code


K14-60-1KR/4
WxHxD: 60x147x58cm



TALL UNIT FOR BUILT-IN OVEN WITH TWO DRAWERS (METAL BOX)

Code


K14-60-2MB/4
WxHxD: 60x147x58cm



TALL UNIT FOR BUILT-IN REFRIGERATOR

Code

K14-60-1KF/4
WxHxD: 60x147x58cm




TALL UNIT WITH ONE WIRE PANTRY

NEW!

Code

K21-60-2KZ/4
WxHxD: 60x219x58cm

K23-60-2KZ/4
WxHxD: 60x238x58cm



TALL UNITS WITH BUILT-IN WIRE PANTRY

Code


K21-30-1KZ/4
WxHxD: 30x219x58cm



TALL UNITS WITH BUILT-IN WIRE PANTRY

Code

K23-30-1KZ/4
WxHxD: 30x238x58cm




TALL UNIT FOR BUILT-IN OVEN WITH TWO DOORS

Code

K21-60-2KR/4
WxHxD: 60x219x58cm

K23-60-2KR/4
WxHxD: 60x238x58cm




TALL UNIT FOR BUILT-IN REFRIGERATOR WITH TWO DOORS

Code

K21-60-2KF/4
WxHxD: 60x219x58cm

K23-60-2KF/4
WxHxD: 60x238x58cm




TALL UNITS WITH ONE ALUMINIUM DOOR

NEW!

Code

K21-40-AL
WxHxD: 40x219x34cm

K23-40-AL
WxHxD: 40x238x34cm




TALL UNITS WITH TWO ALUMINIUM DOOR

NEW!

Code

K21-80-2AL
WxHxD: 80x219x34cm

K23-80-2AL
WxHxD: 80x238x34cm

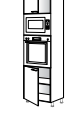


TALL UNIT FOR BUILT IN OVEN AND MICROWAVE OVEN WITH TWO DOORS

Code

K21-60-RM/4
WxHxD: 60x219x58cm

K23-60-RM/4
WxHxD: 60x238x58cm

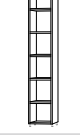


OPEN SHELF UNIT

Code

K21-30-OP
WxHxD: 30x219x31,6cm

K23-30-OP
WxHxD: 30x238x31,6cm



TALL UNITS DECOR

Side panels - decors

NE Nebraska oak	BE White	SL Ivory	PO Pacific walnut	92 Cashmere mat lacquer
45 Graphite mat lacquer	31 White mat lacquer	46 Pearl gray mat lacquer	84 Furneo oak	

K21, K23 ALUMINIUM DOOR DECOR

83 Champagne	44 Anthracite
-----------------	------------------

K21, K23 SIDE PANEL DECOR

84 Furneo oak	97 Textile	PO Pacific walnut
------------------	---------------	----------------------

V3-60-OP | V3-90-OP UNIT DECOR

NE Nebraska oak	PO Pacific walnut	SL Ivory	84 Furneo oak	92 Cashmere mat lacquer
--------------------	----------------------	-------------	------------------	----------------------------

K21-30-OP | K23-30-OP UNIT DECOR

NE Nebraska oak	PO Pacific walnut	SL Ivory	84 Furneo oak	92 Cashmere mat lacquer
--------------------	----------------------	-------------	------------------	----------------------------

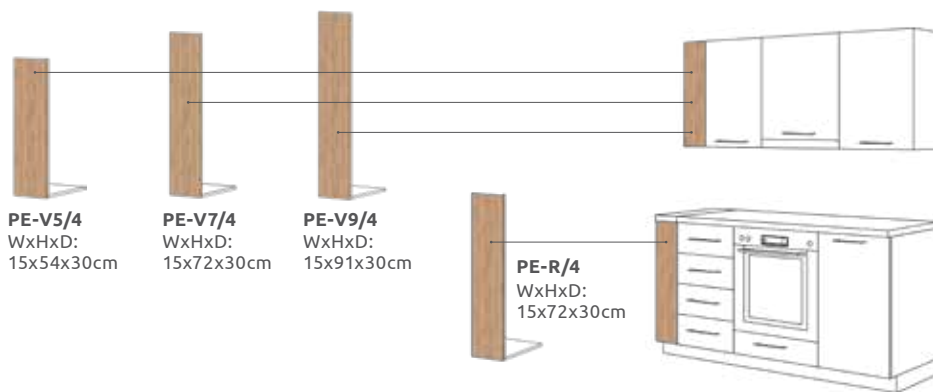
V7-15-OP, V9-15-OP UNIT DECOR

NE Nebraska oak	SL Ivory	PO Pacific walnut	BE White	84 Furneo oak
92 Cashmere mat lacquer				

USE EVERY INCH OF YOUR KITCHEN

ADAPTABLE ELEMENTS IN THE COLOR OF THE KITCHEN FRONT

With the help of adaptable elements create a kitchen in the desired dimensions without any limitations and fill the remaining empty space.



PE-V5/4
WxHxD:
15x54x30cm

PE-V7/4
WxHxD:
15x72x30cm

PE-V9/4
WxHxD:
15x91x30cm

PE-R/4
WxHxD:
15x72x30cm

DECORATIVE COLUMNS IN TARA COLLECTION

DECORATIVE COLUMNS FOR WALL UNITS, THAT CAN BE PLACED BETWEEN CABINETS OR ON THE KITCHEN SIDES



ST-V5/4
WxHxD:
6,3x54x32,5cm



STB-V5/4
WxHxD:
6x54x32,5cm



ST-V7/4
WxHxD:
6,3x72x32,5cm



STB-V7/4
WxHxD:
6x72x32,5cm



ST-V9/4
WxHxD:
6,3x91x32,5cm



STB-V9/4
WxHxD:
6x91x32,5cm

* Available décors: Graphite mat lacquer 45TA and White mat lacquer 31TA

DECORATIVE COLUMNS FOR BASE UNITS, THAT CAN BE PLACED BETWEEN CABINETS OR ON THE KITCHEN SIDES



ST-R/4
WxHxD: 6,3x72x59cm



STB-R/4
WxHxD: 6x83,5x59cm

* Worktop and front plinth are included in the price

DECORATIVE COLUMNS FOR PULTS



STB60-R/4
WxHxD: 6x83,5x61,3cm

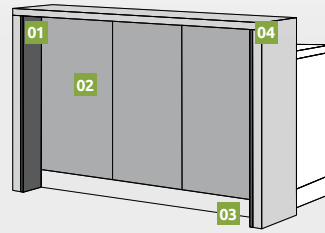
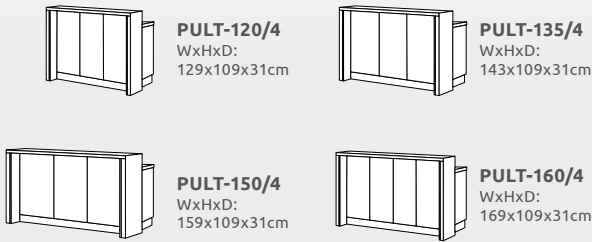


STB90-R/4
WxHxD: 6x83,5x89cm

* Worktop and plinth are not included in the price

* Element has two fronts





DO YOU WANT A COUNTER IN YOUR KITCHEN?

STANDARDIZED COUNTER FOR EVERY KITCHEN

- 01 MDF application
- 02 MDF front
- 03 Plinth with a rubber seal
- 04 Worktop 38mm thick

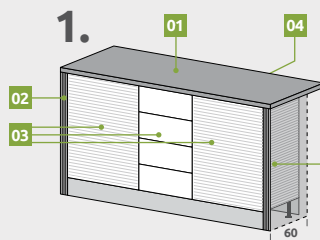
* Base units are not included in the price

KITCHEN ISLANDS

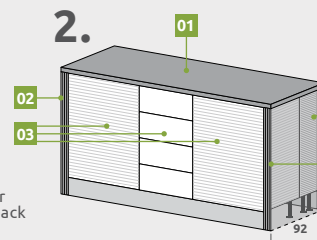
MODERN AND PRACTICAL SOLUTION

A kitchen island brings many advantages to your home - a modern look of the kitchen, additional work surface, and more storage space. Thanks to the kitchen island storage space you will always have enough room for your small home appliances.

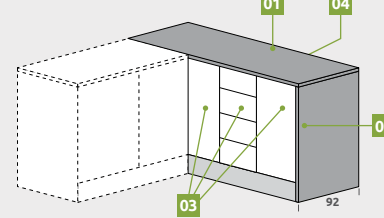
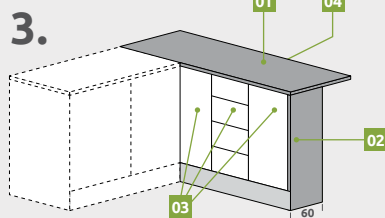
In addition, the islands can serve as additional seating space or as a replacement dining table. In sketches 1 and 2 you can look at examples of islands created from a 92cm depth worktop.



- 01 Worktop 92cm
 - 02 STB60-R/4 DPR60-R
 - 03 Standard depth base units
 - 04 FR40/4 FR45/4 FR60/4
- / fronts intended for assembling on the back side of base units /



- 01 Worktop 92cm
- 02 STB90-R/4 DPR90-R
- 03 Standard depth base units
- 04 R3-40-1K/4 R3-45-1K/4 R3-60-1K/4 / 30cm depth base units /



If you want a modern and practical counter that would make a great sequel to your kitchen, and at the same time extended worktop, with the help of the 92cm depth worktop, you can make the perfect corner to prepare the most beautiful meals at the level of your working elements. See sketch no 3.

UNITS WITH BUILT-IN ADDITIONS

* WORKTOP AND PLINTH ARE NOT INCLUDED IN THE PRICE

KITCHEN BASE UNIT WITH BUILT-IN FOLDING TABLE



R60-3FMS/4
WxHxD: 60x87x58cm
* metal box drawers
* The indicated heights are without worktop.

TALL UNITS WITH BUILT-IN WIRE PANTRY

* The indicated heights are without worktop.



K14-30-1KZ/4
WxHxD: 30x147x58cm



K21-30-1KZ/4
WxHxD: 30x219x58cm



K23-30-1KZ/4
WxHxD: 30x238x58cm

BASE UNIT WITH ONE WIRE BRACKET AND OTHER METAL BOX DRAWER



R-80-2MZ/4
WxHxD: 80x87x58cm
R-90-2MZ/4
WxHxD: 90x87x58cm
* The indicated heights are without worktop.

CORNER BASE UNIT WITH WIRE MECHANISM - MAGIC CORNER



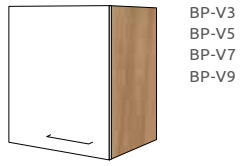
R-UG-1KMCR/4
WxHxD: 109x87x64cm
* door on the right side

R-UG-1KMCL/4
WxHxD: 109x87x64cm
* door on the left side

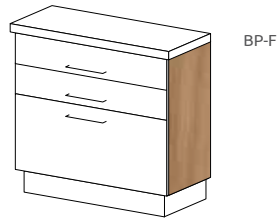
ADDITIONAL EQUIPMENT FOR KITCHEN UNITS OF **FOURTH** PRICE RANGE

SIDE PANELS

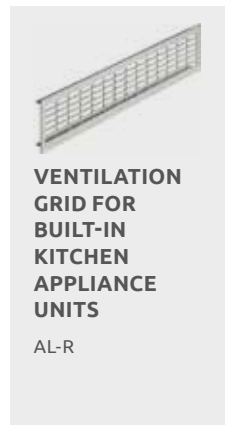
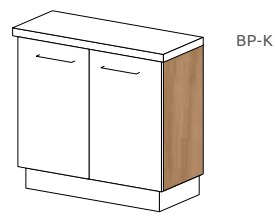
FOR WALL UNITS



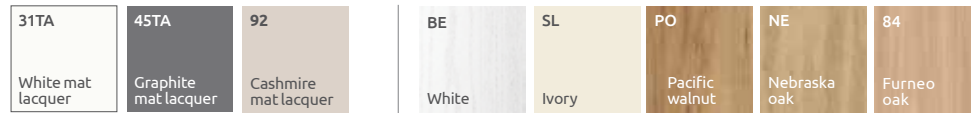
FOR BASE UNITS WITH DRAWERS



FOR BASE UNITS WITH DOORS

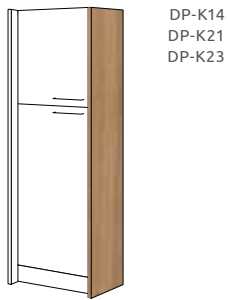


Side panels (BP) available in décors:

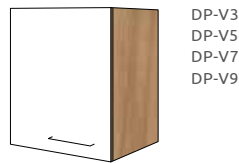


ADDITIONAL PANELS

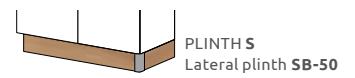
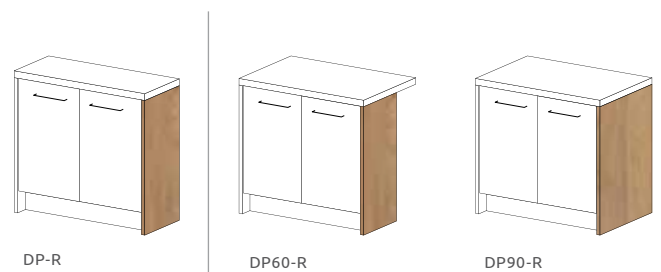
FOR TALL UNITS



FOR WALL UNITS

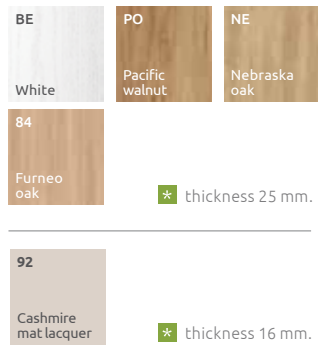


FOR BASE UNITS

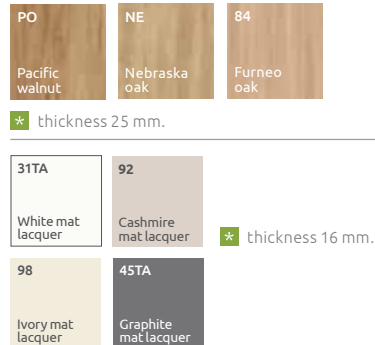


* Panels intended for creating islands with a 92cm worktop.


Additional panels (DP) available in décors:




Additional panels (DP60-R, DP90-R) available in décors:



Plinths (S) and side plinths (SB-50) available in décors:



FINISHING STRIPES




SEALING STRIPS AND WORKTOPS

Sealing strip, 4m long - **DL DL-Set**
Worktop - **RP60**



WORKTOP 92cm

Worktop - **RP90**



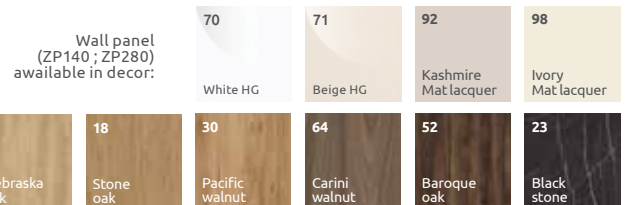
WALL PANELS

NEW!

Due to great interest, we are now introducing wall panels in our offer. The wall panels will be available in two lengths, namely:

Wall panel 140cm
ZP140

Wall panel 280cm
ZP280





Highline kitchen with the MDF fronts in high gloss



Wall cabinet with lifting door



Practical elements for built-in appliances

HIGHLINE

MINIMALISM OF A MODERN HOME

The fronts in attractive colors with horizontal grooves give the kitchen a simple and modern look. The glass fronts are made of tempered glass. Deep drawers enable better organization of the various size dishes.

Price range | 3



CARVED MDF



SOFT CLOSE



HIGH GLOSS







TEMPERED GLASS

38^{mm}
WORKTOP THICKNESS



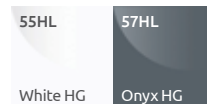
ADJUSTABLE FEET

- 
MAXIMUM PROTECTION
 Rubber seal on kitchen plinths
- 
MORE SPACE
 Depth of wall units - 32cm
- 
QUALITY AND AESTHETICS
 Worktop of 38 mm thickness
- 
EASY INSTALLATION
 Mounting the hanging units on the rail

FRONT DESIGN



Front décor





Modern kitchen with MDF fronts in high gloss beige color



CARVED
MDF



SOFT
CLOSE



HIGH
GLOSS



TEMPERED
GLASS

38 mm
WORKTOP
THICKNESS



ADJUSTABLE
FEET

MODERN

ENJOYMENT AT THE
HEART OF THE HOME

The combination of the new front color with new worktop brings an air of elegance into your home. Rounded edges of the fronts in high gloss give warmth. Combine one or more colors of fronts and a handle of your choice for a unique look of your kitchen.

Price range | 3



Wall cabinets are available in 3 different heights



Metal box, load capacity 30 kg

FRONT DESIGN



R20/320




R20/256



R20/192

Front décor

51MD	55MD	66MD
Beige HG	White HG	Vanilla Mat soft touch



MAXIMUM PROTECTION ✓
Rubber seal on kitchen plinths













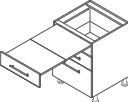

MORE SPACE ✓
Depth of wall units - 32cm






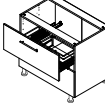


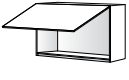


QUALITY AND AESTHETICS ✓
Worktop of 38 mm thickness











EASY INSTALLATION ✓
Mounting the hanging units on the rail






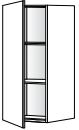






SELECTION OF KITCHEN ELEMENTS OF THE PRICE RANGE 3




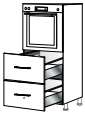
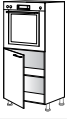




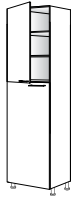

* WORKTOP AND PLINTH ARE NOT INCLUDED IN THE PRICE


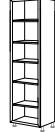

BASE ELEMENT WITH WIRE BASKET	
	Code R-15-1K/3 WxHxD: 15x87x58cm
BASE ELEMENT WITH BUILT-IN WIRE PANTRY	
	Code R30-1KZ/3 WxHxD: 30x87x58cm
BASE ELEMENT WITH ONE DOOR	
	Code R-30-1K/3 WxHxD: 30x87x58cm
	Code R-40-1K/3 WxHxD: 40x87x58cm
	Code R-45-1K/3 WxHxD: 45x87x58cm
	Code R-60-1K/3 WxHxD: 60x87x58cm
BASE ELEMENT WITH TWO DOORS	
	Code R-60-2K/3 WxHxD: 60x87x58cm
	Code R-80-2K/3 WxHxD: 80x87x58cm
	Code R-90-2K/3 WxHxD: 90x87x58cm
BASE UNIT FOR BUILT-IN DISHWASHER (FULL)	
	Code K45/3 WxHxD: 45x72x1,8cm
	Code K60/3 WxHxD: 60x72x1,8cm
*Without corpus unit	
BASE UNIT FOR BUILT-IN DISHWASHER (PARTIAL)	
	Code K45D/3 WxHxD: 45x57x1,8cm
	Code K60D/3 WxHxD: 60x57x1,8cm
*Without corpus unit	
CORNER BASE UNIT WITH ONE DOOR	
	Code R-UG-1K/3 WxHxD: 109x87x64cm
*Corpus width 90cm	
	Code R-UG-1KZA/3 WxHxD: 109x87x64cm
*Corpus width 90cm	
	Code R-UG-1KMCL/3 WxHxD: 109x87x64cm
*Left opening	
	Code R-UG-1KMCR/3 WxHxD: 109x87x64cm
*Right opening	
CORNER BASE UNIT WITH TWO DOORS	
	Code R-UG-2K/3 WxHxD: 94x87x94cm
	Code R-UG-2KZA/3 WxHxD: 94x87x94cm
BASE UNIT WITH BUILT-IN FOLDING TABLE	
	Code R-60-3FMS/3 WxHxD: 60x87x58cm *metalbox
30 CM BASE ELEMENT FOR ISLAND FORMATION	
	Code R3-40-1K/3 WxHxD: 40x87x30cm
	Code R3-45-1K/3 WxHxD: 45x87x30cm
	Code R3-60-1K/3 WxHxD: 60x87x30cm

BASE ELEMENT FOR BUILT-IN OVEN	
	Code R-60-R/3 WxHxD: 60x87x58cm
ISLAND FORMATION FRONTS	
	Code Front FR40/3 WxHxD: 40x72x1,9cm
	Code Front FR45/3 WxHxD: 45x72x1,9cm
	Code Front FR60/3 WxHxD: 60x72x1,9cm
BASE ELEMENT WITH FOUR DRAWERS (METAL BOX)	
	Code R-40-4MBOX/3 WxHxD: 40x87x58cm
	Code R-45-4MBOX/3 WxHxD: 45x87x58cm
BASE ELEMENT WITH THREE DRAWERS (METAL BOX)	
	Code R-40-3MBOX/3 WxHxD: 40x87x58cm
	Code R-45-3MBOX/3 WxHxD: 45x87x58cm
BASE ELEMENT WITH TWO DRAWERS (METAL BOX)	
	Code R-60-2MBOX/3 WxHxD: 60x87x58cm
	Code R-80-2MBOX/3 WxHxD: 80x87x58cm
	Code R-90-2MBOX/3 WxHxD: 90x87x58cm
BASE UNIT WITH ONE WIRE BRACKET AND OTHER MBOX DRAWER	
	Code R-80-2MZ/3 WxHxD: 60x87x58cm
	Code R-90-2MZ/3 WxHxD: 80x87x58cm
	Code R-90-3MBOX/3 WxHxD: 90x87x58cm
BASE ELEMENT WITH THREE DRAWERS (METAL BOX)	
	Code R-60-3MBOX/3 WxHxD: 60x87x58cm
	Code R-80-3MBOX/3 WxHxD: 80x87x58cm
	Code R-90-3MBOX/3 WxHxD: 90x87x58cm
WALL UNIT WITH ONE DOOR - V5 (H:55CM)	
	Code V5-60-1K/3 WxHxD: 60x55x32cm
WALL UNIT WITH ONE LIFT UP DOOR - V3 (H:36CM)	
	Code V3-60-1KP/3 WxHxD: 60x36x32cm
	Code V3-90-1KP/3 WxHxD: 90x36x32cm
WALL UNIT - OPEN SHELF - V3 (H:36CM)	
	Code V3-60-OP/3 WxHxD: 60x36x31,6cm
	Code V3-90-OP/3 WxHxD: 90x36x31,6cm
WALL UNIT WITH ONE GLASS DOOR - V5 (H:55CM)	
	Code V5-60-1KS/3 WxHxD: 60x55x32cm
	Code V5-60-1ALP WxHxD: 60x55x32cm

VISEĆI ELEMENT - STAKLENO PODIZNO KRILO - V5 (H: 55CM)	
	Code V5-90-1KSP/3 WxHxD: 90x55x32cm
	Code V5-90-1ALP WxHxD: 90x55x32cm
WALL CORNER UNIT WITH ONE DOOR - V7 (H: 72CM)	
	Code V7-UG-1K/3 WxHxD: 64x72x64cm
	Code V7-UG-2K/3 WxHxD: 64x72x64cm
WALL CORNER UNIT WITH TWO DOOR S- V7 (H: 72CM)	
	Code V7-UG-1K/3 WxHxD: 64x72x64cm
	Code V7-UG-2K/3 WxHxD: 64x72x64cm
WALL UNIT - OPEN SHELF - V7 (H: 72CM)	
	Code V7-15-OP WxHxD: 15x72x32cm
	Code V7-30-1K/3 WxHxD: 30x72x32cm
WALL UNIT WITH ONE DOOR - V7 (H: 72CM)	
	Code V7-30-1K/3 WxHxD: 30x72x32cm
	Code V7-40-1K/3 WxHxD: 40x72x32cm
	Code V7-45-1K/3 WxHxD: 45x72x32cm
	Code V7-60-1K/3 WxHxD: 60x72x32cm
	Code V7-60-1K/3 WxHxD: 60x72x32cm
WALL UNIT WITH ONE GLASS DOOR - V7 (H: 72CM)	
	Code V7-40-1KS/3 WxHxD: 40x72x32cm
	Code V7-45-1KS/3 WxHxD: 45x72x32cm
	Code V7-60-1KS/3 WxHxD: 60x72x32cm
	Code V7-40-1AL WxHxD: 40x72x32cm
	Code V7-45-1AL WxHxD: 45x72x32cm
Code V7-60-1AL WxHxD: 60x72x32cm	
WALL UNIT WITH TWO LIFT UP DOORS, ONE GLASS, ONE REGULAR - V7 (H: 72CM)	
	Code V7-90-1K1SP/3 WxHxD: 90x72x32cm
	Code V7-90-1K1SP/3 WxHxD: 90x72x32cm
WALL UNIT WITH TWO DOORS - V7 (H: 72CM)	
	Code V7-60-2K/3 WxHxD: 60x72x32cm
	Code V7-80-2K/3 WxHxD: 80x72x32cm
	Code V7-90-2K/3 WxHxD: 90x72x32cm
WALL UNIT WITH TWO GLASS DOORS - V7 (H: 72CM)	
	Code V7-80-2KS/3 WxHxD: 80x72x32cm
	Code V7-90-2KS/3 WxHxD: 90x72x32cm
	Code V7-80-2AL WxHxD: 80x72x32cm
Code V7-90-2AL WxHxD: 90x72x32cm	
WALL UNIT WITH TWO LIFT UP DOORS - V7 (H: 72CM)	
	Code V7-90-2KP/3 WxHxD: 90x72x32cm
	Code V7-90-2KP/3 WxHxD: 90x72x32cm

WALL UNIT WITH TWO LIFT UP GLASS DOORS - V7 (H: 72CM)	
	Code V7-90-2KSP/3 WxHxD: 90x72x32cm
	Code V7-90-2ALP WxHxD: 90x72x32cm
CORNER WALL UNIT WITH ONE DOOR - V9 (H: 91CM)	
	Code V9-UG-1K/3 WxHxD: 64x91x64cm
WALL CORNER UNIT WITH TWO DOORS - V9 (H: 91CM)	
	Code V9-UG-2K/3 WxHxD: 64x91x64cm
WALL UNIT OPEN SHELF - V9 (H: 91CM)	
	Code V9-15-OP WxHxD: 15x91x32cm
WALL UNIT WITH ONE DOOR - V9 (H: 91CM)	
	Code V9-30-1K/3 WxHxD: 30x91x32cm
	Code V9-40-1K/3 WxHxD: 40x91x32cm
	Code V9-45-1K/3 WxHxD: 45x91x32cm
	Code V9-60-1K/3 WxHxD: 60x91x32cm
WALL UNIT WITH TWO DOORS - V9 (H: 91CM)	
	Code V9-60-2K/3 WxHxD: 60x91x32cm
	Code V9-80-2K/3 WxHxD: 80x91x32cm
	Code V9-90-2K WxHxD: 90x91x32cm
WALL UNIT WITH ONE GLASS DOOR - V9 (H: 91CM)	
	Code V9-45-1KS/3 WxHxD: 45x91x32cm
	Code V9-60-1KS/3 WxHxD: 60x91x32cm
	Code V9-45-1AL WxHxD: 45x91x32cm
	Code V9-60-1AL WxHxD: 60x91x32cm
WALL UNIT FOR BUILT-IN SLIDE-OUT HOOD	
	Code A7-60-1KU/3 WxHxD: 60x68x32cm
	Code A9-60-1KU/3 WxHxD: 60x87x32cm
WALL UNIT FOR BUILT-IN HOOD	
	Code A7-60-1K/3 WxHxD: 60x55x32cm
	Code A9-60-1K/3 WxHxD: 60x74x32cm
WALL UNIT WITH TWO GLASS DOORS - V9 (H: 91CM)	
	Code V9-90-2KS/3 WxHxD: 90x91x32cm
	Code V9-90-2AL/5 WxHxD: 90x91x32cm

ALIGNING PANEL	
	Code SP
TALL UNITS WITH BUILT-IN WIRE PANTRY	
	Code K14-30-1KZ/3 WxHxD: 30x147x58cm
	Code K21-30-1KZ/3 WxHxD: 30x219x58cm
TALL UNITS WITH BUILT-IN WIRE PANTRY	
	Code K14-60-2MB/3 WxHxD: 60x147x58cm
	Code K14-60-2MBG/3 WxHxD: 60x147x58cm
TALL UNIT FOR BUILT-IN OVEN WITH TWO DRAWERS (METAL BOX)	
	Code K14-60-2MB/3 WxHxD: 60x147x58cm
	Code K14-60-2MBG/3 WxHxD: 60x147x58cm
TALL UNIT FOR BUILT-IN OVEN WITH ONE DOOR	
	Code K14-60-1KR/3 WxHxD: 60x147x58cm
	Code K14-60-1KRG/3 WxHxD: 60x147x58cm
TALL UNIT FOR BUILT-IN REFRIGERATOR	
	Code K14-60-1KF/3 WxHxD: 60x147x58cm
	Code K14-60-1KFG/3 WxHxD: 60x147x58cm
TALL UNIT FOR BUILT-IN OVEN WITH TWO DOORS	
	Code K21-60-2KR/3 WxHxD: 60x218x58cm
	Code K21-60-2KRG/3 WxHxD: 60x219x58cm
	Code K23-60-2KR/3 WxHxD: 60x238x58cm
	Code K23-60-2KRG/3 WxHxD: 60x238x58cm
TALL UNITS WITH BUILT-IN WIRE PANTRY	
	Code K23-30-1KZ/3 WxHxD: 30x238x58cm
	Code K23-30-1KZ/3 WxHxD: 30x238x58cm
TALL UNIT WITH ONE WIRE PANTRY	
	Code K21-60-2KZ/3 WxHxD: 60x219x58cm
	Code K23-60-2KZ/3 WxHxD: 60x238x58cm
TALL UNIT FOR BUILT-IN REFRIGERATOR WITH TWO DOORS	
	Code K21-60-2KF/3 WxHxD: 60x219x58cm
	Code K21-60-2KFG/3 WxHxD: 60x219x58cm
	Code K23-60-2KF/3 WxHxD: 60x238x58cm
	Code K23-60-2KFG/3 WxHxD: 60x238x58cm
TALL UNIT FOR BUILT OVEN AND MICROWAVE OVEN WITH TWO DOORS	
	Code K21-60-RM/3 WxHxD: 60x219x58cm
	Code K21-60-RMG/3 WxHxD: 60x219x58cm
	Code K23-60-RM/3 WxHxD: 60x238x58cm
	Code K23-60-RMG/3 WxHxD: 60x238x60cm

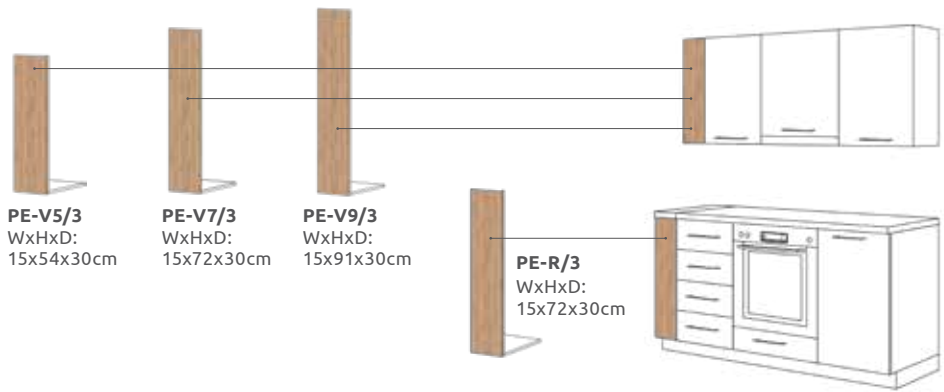
OPEN SHELF UNIT	
	Code K21-30-OP WxHxD: 30x219x31,6cm
	Code K23-30-OP WxHxD: 30x238x31,6cm
TALL UNITS WITH ONE ALUMINIUM DOOR	
	Code K21-40-AL WxHxD: 40x219x34cm
	Code K23-40-AL WxHxD: 40x238x34cm
TALL UNITS WITH TWO ALUMINIUM DOOR	
	Code K21-80-2AL WxHxD: 80x219x34cm
	Code K23-80-2AL WxHxD: 80x238x34cm

TALL UNIT SIDE DECOR				TALL UNITS SIDE DECOR (MBF-G)	
70 Crystal white HG lacquer	71 Beige HG lacquer	BE White	66MD Vanilla Mat soft touch	57 Onyx HG	66MD Vanilla Mat soft touch
NE Nebraska oak	84 Furneo oak	PO Pacific walnut			
K21-30-OP, K23-30-OP, V3-60-OP V3-90-OP, V7-15-OP, V9-15-OP DECOR					
PO Pacific walnut	NE Nebraska oak	84 Furneo oak	57 Antracite HG lacquer	70 Crystal white HG lacquer	BE White
K21, K23 SIDE PANEL DECOR			K21, K23 ALUMINIUM DOOR DECOR		
84 Furneo oak	PO Pacific walnut	97 Textile	83 Champagne	44 Antracite	

USE EVERY INCH OF YOUR KITCHEN

ADAPTABLE ELEMENTS IN THE COLOR OF THE KITCHEN FRONT

With the help of adaptable elements create a kitchen in the desired dimensions without any limitations and fill the remaining empty space.



PE-V5/3
WxHxD: 15x54x30cm

PE-V7/3
WxHxD: 15x72x30cm

PE-V9/3
WxHxD: 15x91x30cm

PE-R/3
WxHxD: 15x72x30cm



PULT-120/3
WxHxD: 129x109x31cm



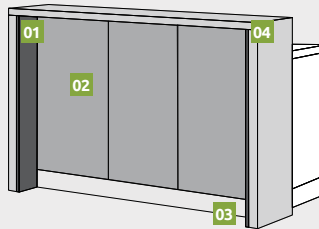
PULT-135/3
WxHxD: 143x109x31cm



PULT-150/3
WxHxD: 159x109x31cm



PULT-160/3
WxHxD: 169x109x31cm



DO YOU WANT A COUNTER IN YOUR KITCHEN?

STANDARDIZED COUNTER FOR EVERY KITCHEN

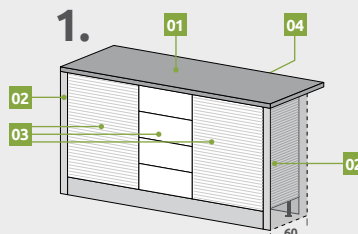
- 01 MDF application
- 02 MDF front
- 03 Plinth with a rubber seal
- 04 Worktop 38mm thick

* Base units are not included in the price

KITCHEN ISLANDS

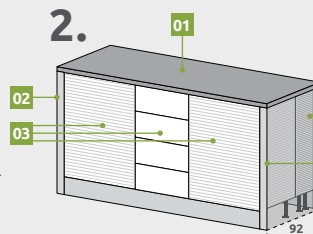
MODERN AND PRACTICAL SOLUTION

A kitchen island brings many advantages to your home - a modern look of the kitchen, additional work surface, and more storage space. Thanks to the kitchen island storage space you will always have enough room for your small home appliances. In addition, the islands can serve as additional seating space or as a replacement dining table. In sketches 1 and 2 you can look at examples of islands created from a 92cm depth worktop.



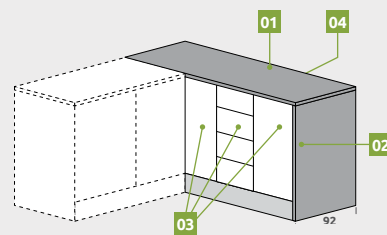
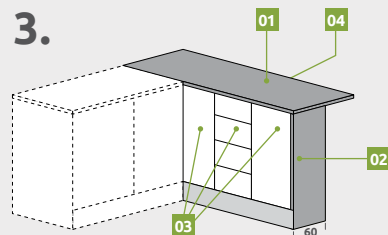
- 01 Worktop 92cm
- 02 DPR60-R
- 03 Standard depth base units
- 04 FR40/3, FR45/3, FR60/3

/ fronts intended for assembling on the back side of base units /



- 01 Worktop 92cm
- 02 DPR90-R
- 03 Standard depth base units
- 04 R3-40-1K/3, R3-45-1K/3, R3-60-1K/3

/ 30cm depth base units /



If you want a modern and practical counter that would make a great sequel to your kitchen, and at the same time extended worktop, with the help of the 92cm depth worktop, you can make the perfect corner to prepare the most beautiful meals at the level of your working elements. See sketch no. 3.

UNITS WITH BUILT-IN ADDITIONS

* WORKTOP AND PLINTH ARE NOT INCLUDED IN THE PRICE


KITCHEN BASE UNIT WITH BUILT-IN FOLDING TABLE



R60-3FMS/3
WxHxD: 60x87x58cm

* metal box drawers
* The indicated heights are without worktop.

BASE UNIT WITH ONE WIRE BRACKET AND OTHER METAL BOX DRAWER



R-80-2MZ/3
WxHxD: 80x87x58cm

R-90-2MZ/3
WxHxD: 90x87x58cm

* The indicated heights are without worktop.

TALL UNITS WITH BUILT-IN WIRE PANTRY

* The indicated heights are without worktop.



K14-30-1KZ/3
WxHxD: 30x147x58cm



K21-30-1KZ/3
WxHxD: 30x219x58cm



K23-30-1KZ/3
WxHxD: 30x238x58cm

CORNER BASE UNIT WITH WIRE MECHANISM - MAGIC CORNER



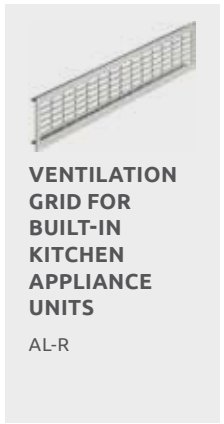
R-UG-1KMCR/3
WxHxD: 109x87x64cm
* door on the right side



R-UG-1KMCL/3
WxHxD: 109x87x64cm
* door on the left side

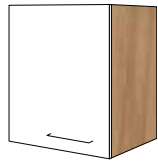
* The indicated heights are without worktop.

ADDITIONAL EQUIPMENT FOR KITCHEN UNITS OF **THIRD** PRICE RANGE



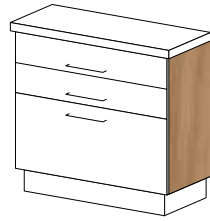
SIDE PANELS

FOR WALL UNITS



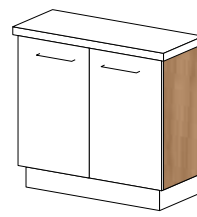
BP-V3
BP-V5
BP-V7
BP-V9

FOR BASE UNITS WITH DRAWERS



BP-F

FOR BASE UNITS WITH DOORS



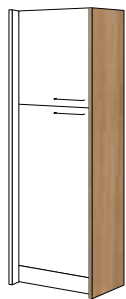
BP-K

Side panels (BP) available in décors:



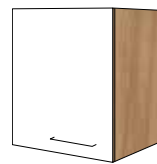
ADDITIONAL PANELS

FOR TALL UNITS



DP-K14
DP-K21
DP-K23

FOR WALL UNITS



DP-V3
DP-V5
DP-V7
DP-V9

FOR BASE UNITS



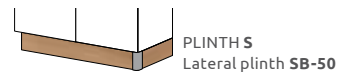
DP-R



DP60-R




DP90-R

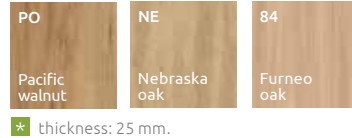


* Panels intended for creating islands with a 92cm worktop.


Additional panels (DP) available in décors:



Additional panels (DP60-R, DP90-R) available in décors:




Plinths (S) and side plinths (SB-50) available in décors:



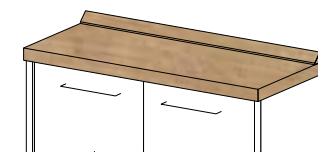
FINISHING STRIPES

ZL280/3
ZL140/3



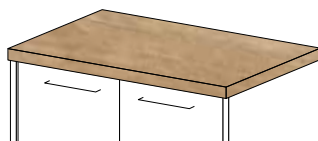
SEALING STRIPS AND WORKTOPS

Sealing strip, 4m long - **DL DL-Set**
Worktop - **RP60**




WORKTOP 92cm

Worktop - **RP90**



Worktop (RP60 ; RP90) and DL SET available in decor:



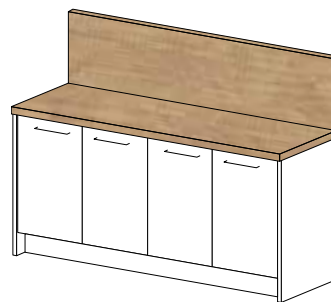
WALL PANELS

NEW!


Due to great interest, we are now introducing wall panels in our offer. The wall panels will be available in two lengths, namely:


Wall panel 140cm
ZP140

Wall panel 280cm
ZP280



Wall panel (ZP140 ; ZP280) available in decor:





Riva kitchen is UV lacquered in high gloss in beige or white color

-  SOFT CLOSE

-  UV LACQUERING

-  TEMPERED GLASS

- 38** mm
WORKTOP THICKNESS

-  ADJUSTABLE FEET

RIVA

THE ELEGANCE OF THE MODERN HOME

The minimalism of a modern home. Cheerful, bright colors and clear lines give this kitchen a simple and modern look. Kitchen elements are UV lacquered in white or beige color.

Price range | 2



The side panel in high gloss



A functional and decorative counter

FRONT DESIGN



R24/224

Front décor

70RV

Crystal white
HG lacquer



MAXIMUM PROTECTION ✓
Rubber seal on kitchen plinths

MORE SPACE ✓
Depth of wall units - 32cm

QUALITY AND AESTHETICS ✓
Worktop of 38 mm thickness

EASY INSTALLATION ✓
Mounting the hanging units on the rail

INNOVATION UV LACQUER

ADVANCED TECHNOLOGY
FURNITURE LACQUERING

High gloss (99,7% gloss) and four times higher resistance to wear in our new kitchen models.

AN UNAVOIDABLE DETAIL OF YOUR KITCHEN

NEW HANDLE
MODELS

Carefully selected models of attractive and modern handles to match the design and style of the new kitchens in lacquer.



ONE COLOUR ELEGANCE

NEW FRONT DÉCORS
IN CRYSTAL WHITE OR BEIGE
COLOUR

Modern design in harmony with new trends. Simple forms in the function of attractive look of the kitchen.





GERMAN QUALITY

NEW LIFTING MECHANISM IN OUR KITCHENS

Kesseböhmer, a German manufacturer mechanism – for more functionality and easier use. Comfortable for handling, enables good access to the unit interior, with easy and soft closing.



HIGHER LEVEL AESTHETICS AND QUALITY

GLASS DOORS WITH ALUMINUM FRAME

Aluminum frame and handle making a perfect harmony with the modern design of the lacquered kitchen fronts.










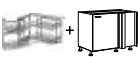
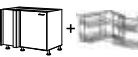

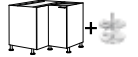


THE HARMONY OF WHITE AND WARM OAK





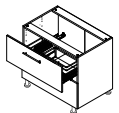

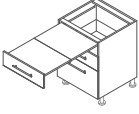
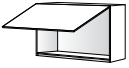


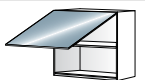
NEW DÉCORS IN HIGH GLOSS

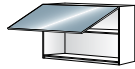



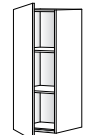
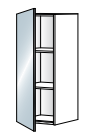
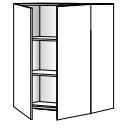
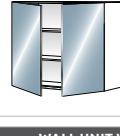
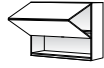

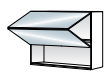
The harmony of the combination of Nebraska wood décor and Dark Nebraska with white or beige color in high gloss gives the warmth to the ambience of your kitchen.


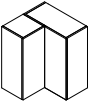

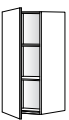
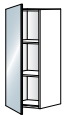
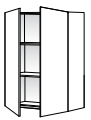





SELECTION OF KITCHEN ELEMENTS OF THE PRICE RANGE 2



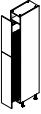
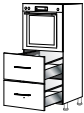
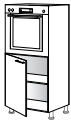


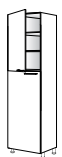




* WORKTOP AND PLINTH ARE NOT INCLUDED IN THE PRICE

BASE ELEMENT WITH WIRE BASKET	
	Code R-15-1K/2 WxHxD: 15x87x58cm
BASE ELEMENT WITH ONE DOOR	
	Code R-30-1K/2 WxHxD: 30x87x58cm
	Code R-40-1K/2 WxHxD: 40x87x58cm
	Code R-45-1K/2 WxHxD: 45x87x58cm
	Code R-60-1K/2 WxHxD: 60x87x58cm
BASE ELEMENT WITH TWO DOORS	
	Code R-60-2K/2 WxHxD: 60x87x58cm
	Code R-80-2K/2 WxHxD: 80x87x58cm
	Code R-90-2K/2 WxHxD: 90x87x58cm
BASE UNIT FOR BUILT-IN DISHWASHER (FULL)	
	Code K45/2 WxHxD: 45x72x1,8cm
	Code K60/2 WxHxD: 60x72x1,8cm
*Without corpus unit	
BASE UNIT FOR BUILT-IN DISHWASHER (PARTIAL)	
	Code K45D/2 WxHxD: 45x57x1,8cm
	Code K60D/2 WxHxD: 60x57x1,8cm
*Without corpus unit	
CORNER BASE UNIT WITH ONE DOOR	
	Code R-UG-1K/2 WxHxD: 109x87x64cm
	*Corpus width 90cm
	Code R-UG-1KZA/2 WxHxD: 109x87x64cm
	*Corpus width 90cm
	Code R-UG-1KMCL /2 WxHxD: 109x87x64cm
	*Left opening
	Code R-UG-1KMCR /2 WxHxD: 109x87x64cm
	*Right opening
CORNER BASE UNIT WITH TWO DOORS	
	Code R-UG-2K/2 WxHxD: 94x87x94cm
	
BASE ELEMENT FOR BUILT-IN OVEN	
	Code R-60-R/2 WxHxD: 60x87x58cm
30 CM BASE ELEMENT FOR ISLAND FORMATION	
	Code R3-40-1K/2 WxHxD: 40x87x30cm
	Code R3-45-1K/2 WxHxD: 45x87x30cm
	Code R3-60-1K/2 WxHxD: 60x87x30cm
* unit not available in wood decors 75LR and 72LR	

ISLAND FORMATION FRONTS	
	Code Front FR40/2 WxHxD: 40x72x1,9cm
	Code Front FR45/2 WxHxD: 45x72x1,9cm
	Code Front FR60/2 WxHxD: 60x72x1,9cm
BASE ELEMENT WITH FOUR DRAWERS (METAL BOX)	
	Code R-40-4MBOX/2 WxHxD: 40x87x58cm
	Code R-45-4MBOX/2 WxHxD: 45x87x58cm
	BASE ELEMENT WITH THREE DRAWERS (METAL BOX)
	Code R-40-3MBOX/3 WxHxD: 40x87x58cm
	Code R-45-3MBOX/3 WxHxD: 45x87x58cm
BASE ELEMENT WITH TWO DRAWERS (METAL BOX)	
	Code R-60-2MBOX/2 WxHxD: 60x87x58cm
	Code R-80-2MBOX/2 WxHxD: 80x87x58cm
	Code R-90-2MBOX/2 WxHxD: 90x87x58cm
BASE UNIT WITH ONE WIRE BRACKET AND OTHER MBOX DRAWER	
	Code R-80-2MZ/2 WxHxD: 60x87x58cm
	Code R-90-2MZ/2 WxHxD: 80x87x58cm
BASE ELEMENT WITH THREE DRAWERS (METAL BOX)	
	Code R-60-3MBOX/2 WxHxD: 60x87x58cm
	Code R-80-3MBOX/2 WxHxD: 80x87x58cm
	Code R-90-3MBOX/2 WxHxD: 90x87x58cm
BASE UNIT WITH BUILT-IN FOLDING TABLE	
	Code R-60-3FMS/2 WxHxD: 60x87x58cm *metalbox
WALL UNIT WITH ONE LIFT UP DOOR - V3 (H:36CM)	
	Code V3-60-1KP/2 WxHxD: 60x36x32cm
	Code V3-90-1KP/2 WxHxD: 90x36x32cm
	WALL UNIT - OPEN SHELF - V3 (H:36CM)
	Code V3-60-OP/2 WxHxD: 60x36x31,6cm
	Code V3-90-OP/2 WxHxD: 90x36x31,6cm
WALL UNIT WITH ONE DOOR - V5 (H:55CM)	
	Code V5-60-1K/2 WxHxD: 60x55x32cm
WALL UNIT WITH ONE GLASS DOOR - V5 (H:55CM)	
	Code V5-60-1ALP WxHxD: 60x55x32cm

WALL UNIT WITH ONE LIFT UP GLASS DOOR - V5 (H: 55CM)	
	Code V5-90-1ALP WxHxD: 90x55x32cm
WALL CORNER UNIT WITH ONE DOOR - V7 (H: 72CM)	
	Code V7-UG-1K/2 WxHxD: 64x72x64cm
WALL CORNER UNIT WITH TWO DOOR S- V7 (H: 72CM)	
	Code V7-UG-2K/2 WxHxD: 64x72x64cm
WALL UNIT - OPEN SHELF - V7 (H: 72CM)	
	Code V7-15-OP WxHxD: 15x72x32cm
WALL UNIT WITH ONE DOOR - V7 (H: 72CM)	
	Code V7-30-1K/2 WxHxD: 30x72x32cm
	Code V7-40-1K/2 WxHxD: 40x72x32cm
	Code V7-45-1K/2 WxHxD: 45x72x32cm
	Code V7-60-1K/2 WxHxD: 60x72x32cm
WALL UNIT WITH ONE GLASS DOOR - V7 (H: 72CM)	
	Code V7-40-1AL WxHxD: 40x72x32cm
	Code V7-45-1AL WxHxD: 45x72x32cm
	Code V7-60-1AL WxHxD: 60x72x32cm
WALL UNIT WITH TWO DOORS - V7 (H: 72CM)	
	Code V7-60-2K/2 WxHxD: 60x72x32cm
	Code V7-80-2K/2 WxHxD: 80x72x32cm
	Code V7-90-2K/2 WxHxD: 90x72x32cm
WALL UNIT WITH TWO GLASS DOORS - V7 (H: 72CM)	
	Code V7-80-2AL WxHxD: 80x72x32cm
	Code V7-90-2AL WxHxD: 90x72x32cm
WALL UNIT WITH TWO LIFT UP DOORS - V7 (H: 72CM)	
	Code V7-90-2KP/2 WxHxD: 90x72x32cm
WALL UNIT WITH TWO LIFT UP DOORS, ONE GLASS, ONE REGULAR - V7 (H: 72CM)	
	Code V7-90-1KALP/2 WxHxD: 90x72x32cm
WALL UNIT WITH TWO LIFT UP GLASS DOORS - V7 (H: 72CM)	
	Code V7-90-2ALP WxHxD: 90x72x32cm

CORNER WALL UNIT WITH ONE DOOR - V9 (H: 91CM)	
	Code V9-UG-1K/2 WxHxD: 64x91x64cm
WALL CORNER UNIT WITH TWO DOORS - V9 (H: 91CM)	
	Code V9-UG-2K/2 WxHxD: 64x91x64cm
WALL UNIT OPEN SHELF - V9 (H: 91CM)	
	Code V9-15-OP WxHxD: 15x91x32cm
WALL UNIT WITH ONE DOOR - V9 (H: 91CM)	
	Code V9-30-1K/2 WxHxD: 30x91x32cm
	Code V9-40-1K/2 WxHxD: 40x91x32cm
	Code V9-45-1K/2 WxHxD: 45x91x32cm
	Code V9-60-1K/2 WxHxD: 60x91x32cm
WALL UNIT WITH ONE GLASS DOOR - V9 (H: 91CM)	
	Code V9-45-1AL WxHxD: 45x91x32cm
	Code V9-60-1AL WxHxD: 60x91x32cm
WALL UNIT WITH TWO DOORS - V9 (H: 91CM)	
	Code V9-60-2K/2 WxHxD: 60x91x32cm
	Code V9-80-2K/2 WxHxD: 80x91x32cm
	Code V9-90-2K/2 WxHxD: 90x91x32cm
VIŠEĆI ELEMENT SA DVA STAKLENA KRILA - V9 (H: 91CM)	
	Code V9-90-2AL WxHxD: 90x91x32cm
WALL UNIT FOR BUILT-IN SLIDE-OUT HOOD	
	Code A7-60-1KU/2 WxHxD: 60x68x32cm
	Code A9-60-1KU/2 WxHxD: 60x87x32cm
WALL UNIT FOR BUILT-IN HOOD	
	Code A7-60-1K/2 WxHxD: 60x55x32cm
	Code A9-60-1K/2 WxHxD: 60x74x32cm
ALIGNING PANEL	
	Code SP
BASE ELEMENT WITH BUILT-IN WIRE PANTRY	
	Code R30-1KZ/2 WxHxD: 30x87x58cm

TALL UNITS WITH BUILT-IN WIRE PANTRY	
	Code K14-30-1KZ/2 WxHxD: 30x147x58cm
TALL UNITS WITH BUILT-IN WIRE PANTRY	
	Code K21-30-1KZ/2 WxHxD: 30x219x58cm
TALL UNITS WITH BUILT-IN WIRE PANTRY	
	Code K23-30-1KZ/2 WxHxD: 30x238x58cm
TALL UNIT FOR BUILT-IN OVEN WITH TWO DRAWERS (METAL BOX)	
	Code K14-60-2MB/2 WxHxD: 60x147x58cm
TALL UNIT FOR BUILT-IN OVEN WITH ONE DOOR	
	Code K14-60-1KR/2 WxHxD: 60x147x58cm
TALL UNIT FOR BUILT-IN REFRIGERATOR	
	Code K14-60-1KF/2 WxHxD: 60x147x58cm
TALL UNIT FOR BUILT-IN OVEN WITH TWO DOORS	
	Code K21-60-2KR/2 WxHxD: 60x219x58cm
	Code K23-60-2KR/2 WxHxD: 60x238x58cm
TALL UNIT FOR BUILT-IN REFRIGERATOR WITH TWO DOORS	
	Code K21-60-2KF/2 WxHxD: 60x219x58cm
	Code K23-60-2KF/2 WxHxD: 60x238x58cm
TALL UNIT FOR BUILT IN OVEN AND MICROWAVE OVEN WITH TWO DOORS	
	Code K21-60-RM/2 WxHxD: 60x219x58cm
	Code K23-60-RM/2 WxHxD: 60x238x58cm
TALL UNIT WITH ONE WIRE PANTRY	
	Code K21-60-2KZ/2 WxHxD: 60x219x58cm
	Code K23-60-2KZ/2 WxHxD: 60x238x58cm
ELEMENT SA OTVORENIM POLICAMA	
	Sifra elementa K21-30-OP WxHxD: 30x219x31,6cm
	Sifra elementa K23-30-OP WxHxD: 30x238x31,6cm
ELEMENT SA LAKIRANIM OTVORENIM POLICAMA	
	Sifra elementa K21-30-LP WxHxD: 30x219x31,6cm
	Sifra elementa K23-30-LP WxHxD: 30x238x31,6cm

V7-15-OP, V9-15-OP UNIT DÉCORS			
NE Nebraska Oak	PO Pacific Walnut	BE White	84 Furneo oak
47 Anthracite HG lacquer	70 Crystal white HG lacquer		

AVAILABLE DÉCORS FOR TALL UNITS		
NE Nebraska Oak	PO Pacific Walnut	84 Furneo oak
70 Crystal white HG lacquer	BE White	

AVAILABLE DÉCORS FOR V3-60-1K, V3-90-1K			
70 Crystal white HG lacquer	84 Furneo oak	47 Anthracite HG lacquer	70 Crystal white HG lacquer

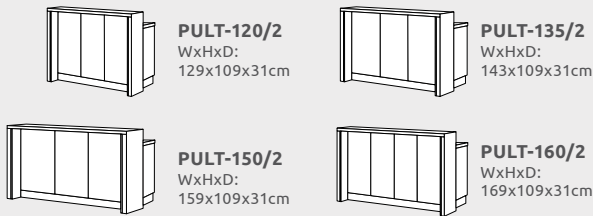
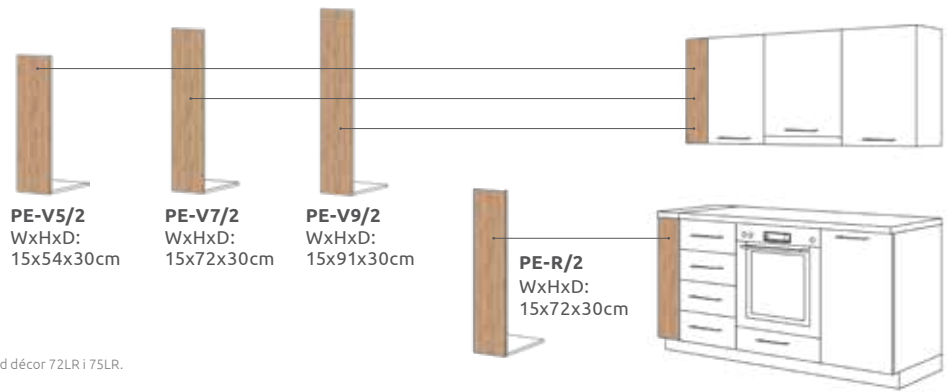
AVAILABLE DÉCORS FOR V3-60-OP, V3-90-OP, K21-30-OP I K23-30-OP			
NE Nebraska Oak	PO Pacific Walnut	84 Furneo oak	
47 Anthracite HG lacquer	70 Crystal white HG lacquer		

USE EVERY INCH OF YOUR KITCHEN

ADAPTABLE ELEMENTS IN THE COLOR OF THE KITCHEN FRONT

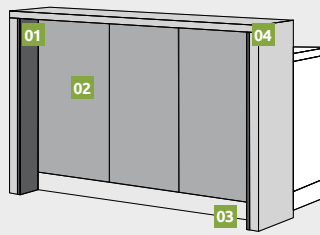
With the help of adaptable elements create a kitchen in the desired dimensions without any limitations and fill the remaining empty space.

* Adaptable elements PE-V5/2 i PE-V9/2 are not available in the wood décor 72LR i 75LR.



DO YOU WANT A COUNTER IN YOUR KITCHEN?

STANDARDIZED COUNTER FOR EVERY KITCHEN



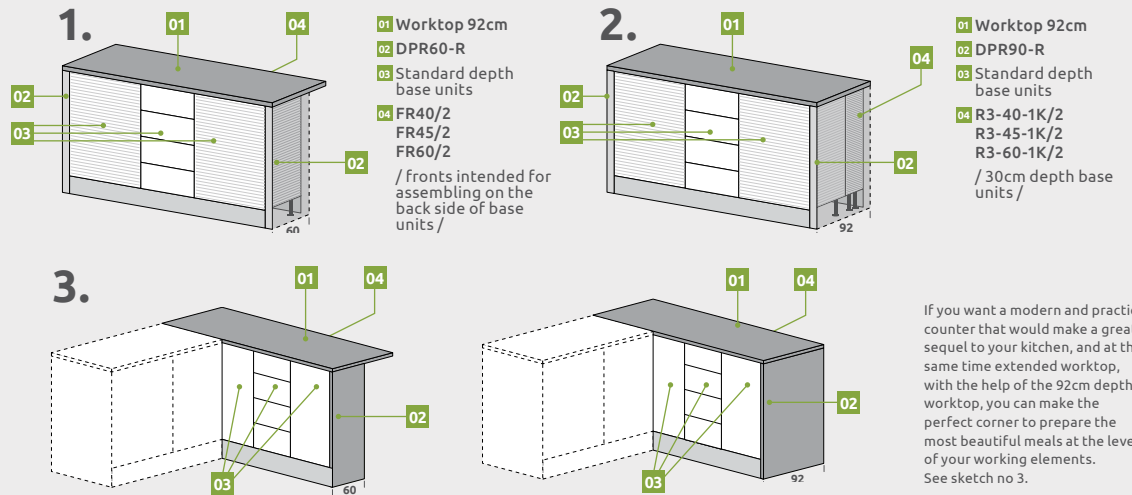
- 01 MDF application
- 02 MDF front
- 03 Plinth with a rubber seal
- 04 Worktop 38mm thick

* Base units are not included in the price
 * Applications and fronts are not available in the wood décor 75LR and 72LR.

KITCHEN ISLANDS

MODERN AND PRACTICAL SOLUTION

A kitchen island brings many advantages to your home - a modern look of the kitchen, additional work surface, and more storage space. Thanks to the kitchen island storage space you will always have enough room for your small home appliances. In addition, the islands can serve as additional seating space or as a replacement dining table. In sketches 1 and 2 you can look at examples of islands created from a 92cm depth worktop.



If you want a modern and practical counter that would make a great sequel to your kitchen, and at the same time extended worktop, with the help of the 92cm depth worktop, you can make the perfect corner to prepare the most beautiful meals at the level of your working elements. See sketch no. 3.

UNITS WITH BUILT-IN ADDITIONS

* WORKTOP AND PLINTH ARE NOT INCLUDED IN THE PRICE

KITCHEN BASE UNIT WITH BUILT-IN FOLDING TABLE



R60-3FMS/2
 WxHxD: 60x87x58cm

* metal box drawers
 * The indicated heights are without worktop.

BASE UNIT WITH ONE WIRE BRACKET AND OTHER METAL BOX DRAWER



R-80-2MZ/2
 WxHxD: 80x87x58cm

R-90-2MZ/2
 WxHxD: 90x87x58cm

* The indicated heights are without worktop.

TALL UNITS WITH BUILT-IN WIRE PANTRY

* The indicated heights are without worktop.



K14-30-1KZ/2
 WxHxD: 30x147x58cm



K21-30-1KZ/2
 WxHxD: 30x219x58cm



K23-30-1KZ/2
 WxHxD: 30x238x58cm

CORNER BASE UNIT WITH WIRE MECHANISM - MAGIC CORNER



R-UG-1KMCR/2
 WxHxD: 109x87x64cm

* door on the right side



R-UG-1KMCL/2
 WxHxD: 109x87x64cm

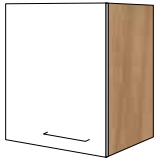
* door on the left side

* The indicated heights are without worktop.

ADDITIONAL EQUIPMENT FOR KITCHEN UNITS OF **SECOND** PRICE RANGE

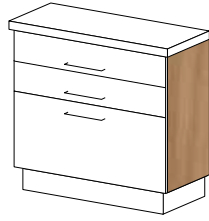
SIDE PANELS

FOR WALL UNITS



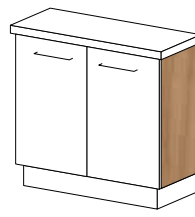
BP-V3
BP-V5
BP-V7
BP-V9

FOR BASE UNITS WITH DRAWERS



BP-F

FOR BASE UNITS WITH DOORS



BP-K



VENTILATION GRID FOR BUILT-IN KITCHEN APPLIANCE UNITS

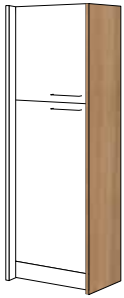
AL-R

Side panels (BP) available in décors:



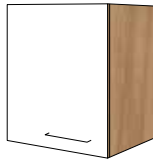
ADDITIONAL PANELS

FOR TALL UNITS



DP-K14
DP-K21
DP-K23

FOR WALL UNITS

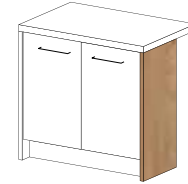


DP-V3
DP-V5
DP-V7
DP-V9

FOR BASE UNITS



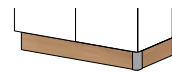
DP-R



DP60-R



DP90-R



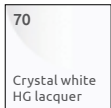
PLINTH S
Lateral plinth **SB-50**

* Panels intended for creating islands with a 92cm worktop.

Additional panels (DP) available in décors:



* thickness: 25 mm.

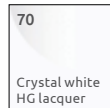


* thickness: 16 mm.

Additional panels (DP60-R, DP90-R) available in décors:


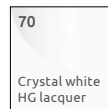


* thickness: 25 mm.



* thickness: 16 mm.

Plinths (S) and side plinths (SB-50) available in décors:



FINISHING STRIPES

ZL280/4 ZL280/3
ZL140/4 ZL140/3

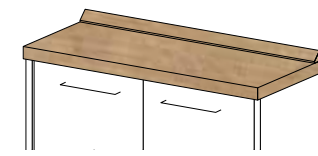


Available in décors/4:
- Ivory 76EV
- Graphite mat lacquer 45TA
- White mat lacquer 31TA

Available in décors/3:
- White HG 55MD

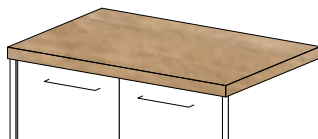
SEALING STRIPS AND WORKTOPS

Sealing strip, 4m long - DL DL-Set
Worktop - RP60

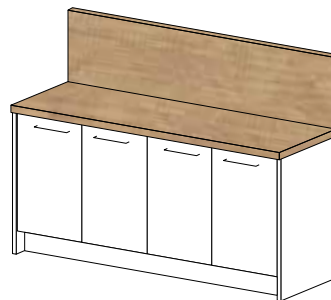



WORKTOP 92cm

Worktop - RP90



Worktop (RP60 ; RP90) and DL SET available in decor:



WALL PANELS


NEW!

Due to great interest, we are now introducing wall panels in our offer. The wall panels will be available in two lengths, namely:

Wall panel 140cm
ZP140

Wall panel 280cm
ZP280

Wall panel (ZP140 ; ZP280) available in decor:



THE IMPORTANCE OF GOOD ORGANISATION

In order to offer high-quality products for our costumers, we are constantly working on new design and functionality ideas. That is why we have included additional wire elements in our product range, which will significantly contribute to a better organization in the kitchen.

By installing wire elements, your kitchen will have a better-organized space, especially when it comes to inaccessible places such as kitchen corners, the space under the sink, or the narrow remaining space between the kitchen element and the wall.



PLINTH IN DÉCOR INOX

Plinth INOX
S366 (366cm)
S182 (182cm)
Lateral plinth SB

Available
in décor:

29

Inox



CUTLERY DRAWER ORGANIZER

ORE-30

01



JOINT ALUMINIUM PROFILE FOR BUILT-IN SINK, HOB AND OWEN

O45 (pair)
O60 (pair)

O80 (pair)
O90 (pair)



ALUMINUM BOTTOM

ALD-60
ALD-80
ALD-90

02



TRASH-CAN

KO

03



WIRE ADDITION FOR DETERGENTS AND OTHER HOUSEHOLD CHEMICALS

ZD-15

04

* Can be installed only on the right side of the element.



FOODSTUFF ORGANIZER

ORN-60
ORN-80
ORN-90


05



DISHES ORGANIZER

ORP-60
ORP-80
ORP-90

06



DISH DRAINER FOR WALL CABINETS

OP-60
OP-80
OP-90

07



02

03



07



01

LARGE SELECTION OF HANDLES FOR YOUR KITCHEN

A wide range of handle models made of different materials in several sizes. Choose an appropriate handle that will give your kitchen an authentic touch. After selecting the desired handle model, you can calculate the final price of your kitchen unit. The price of the handle is added to the price of the kitchen unit.



R1/320



R1/160



R2/320



R4/224



R4/128



R5/224



R5/128



R6/128



R7/608



R7/448



R7/224




R8/224



R3/800



R3/608



R3/448



R9/128



R10/128



R11



R12/96



R17/192



R19/128



R20/320



R20/256



R20/192



R23/320



R23/224



R23/96



R24/224



R27/160



R27/224



R30/128



R31/160



R32/128



Template

NEW HANDLES



R33/160



R33/224



R34/160



R34/224



R35/160



R35/224



CHOOSE YOUR FAVOURITE SINK AND TAP

SCAN THE QR CODE AND SEE MORE THAN 20 DIFFERENT MODELS OF SINKS AND TAPS IN DIFFERENT COLORS THAT WE HAVE ON OFFER

TAPS

* available in multiple colors



BASIC



NOVARA PLUS



NOVARA PLUS-D



LINA-XL

TECTONITE SINKS

* available in multiple colors



SIRIUS S2D 611-78



SIRIUS SID 610



SINGLE 1

FRAGRANITE SINKS

* available in multiple colors



STRATA STG 614-78



BOSTON BFG 611-78



PAMIRA ROG 610-41

INOX SINKS



LOGICA LINE
LLX 611-L/D LLX 611-L/L



ROTONDO RAN
610-38 1 1/2



EUROSTAR
ETN 610 1 1/2



EUROSTAR
ETN 614 NOVA 3 1/2



ONDA LINE
OLX611-79/L OLX611-79/D



DARIA DSN 720

UV LACQUERING

Quality & Design

UV lacquering of surfaces is one of the greatest innovations in our manufacturing so far, bringing with it:

- **harder and four times more resistant surfaces**
- **high-gloss (99,7%).**



All our novelties are aimed at one thing: a blend of modern design and quality, the furniture your home deserves.

Jela Jagodina is the first manufacturer in the wood industry segment in the Balkans that has implemented this technological revolution.

www.jela.rs

33

YEARS

making your home better

Follow us



#Jela Jagodina



GUARANTEED QUALITY

The highest quality materials and manufacturing.



EASY INSTALLATION

Only professionally assembled furniture will serve its purpose.



MODULARITY

Combination of different widths and heights of elements for the best use of your space.



WIDE RANGE OF PRODUCTS

Furnish your entire home.

* There could be spelling errors in the texts, as well as errors in shades of colors and dimensions.
Copyright: Jela Jagodina d.o.o ser. No. 12/03/2024